

1X

AMENDED return
Wisconsin
income tax



2011

Complete form using BLACK INK

For year Jan. 1-Dec. 31, 2011, or other tax year
beginning _____, 2011
ending _____, 20____.

DO NOT STAPLE

Form fields for social security numbers, legal names, addresses, and marital status.

IMPORTANT
You must enter your
social security number(s)

• USE THIS FORM TO AMEND 2011 ONLY.
(See instructions)
• PART-YEAR RESIDENTS OR NONRESIDENTS
MAY NOT USE THIS FORM.

Special conditions

Filing status (Note You cannot change from joint to separate returns after the due date.)

- On original return: Single, Married filing joint, Married filing separate, Head of household
On this return: Single, Married filing joint, Married filing separate, Head of household

See page 5 before assembling return

Print numbers like this -> 0 1 2 3 4 5 6 7 8 9 Not like this -> 0 1 4 7 NO COMMAS; NO CENTS

Table with 16 rows of tax items and amounts, including Wisconsin income, standard deduction, exemptions, and credits.

PAPER CLIP payment here

State Income Tax Return Forms

You can prepare and efile this tax form on efile.com as part of your current Federal and/or State Tax Return on from:

Early January until mid October

[You can start, prepare, and efile your tax return now](#)

You will just need to answer a few tax questions and the efile.com tax preparation software will select the correct tax forms for you.



Attention

If you missed the mid October efile deadline for the current tax year you have the following options to prepare and file your tax return:

1. You can download the State Tax form here:

<http://www.efile.com/support-state-tax-agency-list/>

2. Work online on your tax return with an efile Tax Professional

[Start working with a LIVE TaxPRO](#)

3. Download Federal tax forms by tax year, complete and mail to the IRS

[Download Federal Tax Forms](#)

Free Tax Tools, Calculators and Educators

Head of Household Educator:

<http://www.efile.com/claim-head-of-household-single-qualifying-person-requirement-tax-tool/>

Qualifying Child Dependent Educator:

<http://www.efile.com/qualifying-child-test-qualified-dependent-tax-tool/>

Qualifying Relative Educator:

<http://www.efile.com/qualifying-relative-test-dependent-requirement-tax-tool/>











Earned Income Tax Credit Educator:

<http://www.efile.com/what-is-the-earned-income-tax-credit-eitc-eic-eligibility-schedule-calculator/>

Child Tax Credit Educator:

<http://www.efile.com/how-to-qualify-for-child-tax-credit-deduction-requirements-tool/>

Got Tax Questions? [Contact efile.com!](#)

17	Amount from line 16	1700
18	Married couple credit	1800
19	Other credits from Schedule CR, line 19	1900
20	Net income tax paid to another state	2000
21	Add lines 18 through 20	2100
22	Subtract line 21 from line 17. If line 21 is more than line 17, fill in 0	2200
23	Economic development surcharge	2300
24	Sales and use tax on Internet, mail order, or other out-of-state purchases	2400
	If you certify that no sales or use tax is due, check here			
25	Donations (decreases refund or increases amount owed)				
a	Endangered resources 	f	Firefighters memorial 
b	Packers football stadium 	g	Prostate cancer research 
c	Breast cancer research 	h	Military family relief 
d	Veterans trust fund 	i	Feeding America 
e	Multiple sclerosis 	j	Red Cross WI Disaster Relief 
			Total (add lines a through j) ..		25k
26	Penalties on IRAs, other retirement plans, MSAs, etc.	2600
27	Credit repayments and other penalties	2700
28	Add lines 22 through 24 and 25k through 27	2800
29	Wisconsin income tax withheld	2900
30	Wisconsin estimated tax payments for 2011	3000
31	Earned income credit. Number of qualifying children			
	Federal credit00 x _____ % =	3100
32	Farmland preservation credit. a Schedule FC, line 18	32a00
	b Schedule FC-A, line 13	32b00
33	Repayment credit	3300
34	Homestead credit (Enclose Schedule H or H-EZ)	3400
35	Eligible veterans and surviving spouses property tax credit	3500
36	Other credits from Schedule CR, line 29	3600
37	Amount paid with 2011 return, plus additional payments after it was filed (see instructions)	3700
38	Add lines 29 through 37 and fill in total	3800
39	Refund from 2011 return (see instructions)	3900
40	Subtract line 39 from line 38 and fill in result	4000



Name(s) shown on Form 1X	Your social security number
--------------------------	-----------------------------

41 Fill in amount from line 28	41	_____ .00
42 Fill in amount from line 40	42	_____ .00
43 If line 41 is less than line 42, subtract line 41 from line 42 This is the AMOUNT OVERPAID	43	_____ .00
44 Amount of line 43 you want REFUNDED TO YOU	44	_____ .00
45 Amount to be applied to your 2012 estimated tax (see instructions) ...	45	_____ .00
46 If line 41 plus line 45 is more than line 42, subtract line 42 from the sum of lines 41 and 45 (see instructions) ADDITIONAL TAX	46	_____ .00
47 Interest charge (see instructions)	47	_____ .00
48 TOTAL AMOUNT DUE – Pay in full with this return	48	_____ .00
49 Underpayment interest (see instructions) Exception Code → .. _____	49	_____ .00

Explanation of Changes to Income, Payments, and Credits

				Explanation Codes (see instructions)
--	--	--	--	---

Indicate the line reference(s) from pages 1 and 2 for which you are reporting a change and explain in detail the reason for the change.

Fill in the name used on your 2011 return
(if same as name filled in on page 1, write "Same") _____

Sign here

▼ Under penalties of law, I declare that this amended return and all attachments are true, correct, and complete to the best of my knowledge and belief.

Your signature	Spouse's signature (if filing jointly, BOTH must sign)	Date	Daytime phone
----------------	--	------	---------------

()

Mail your Form 1X
(and make check payable) to:

Wisconsin Department of Revenue
PO Box 8991
Madison WI 53708-8991



For Department Use Only

C		

Schedule 1 – Itemized Deduction Credit

(Fill in completely if any item is changed. If this credit was not claimed on your original return, enclose federal Schedule A.)

1	Medical and dental expenses from line 4, federal Schedule A	1	<u> </u>	.00
2	Interest paid from line 15, federal Schedule A. Do not include interest paid to purchase a second home located outside Wisconsin or a residence which is a boat. Also, do not include interest paid to purchase or hold U.S. government securities	2	<u> </u>	.00
3	Gifts to charity from line 19, federal Schedule A	3	<u> </u>	.00
4	Casualty losses from line 20, federal Schedule A, <u>only</u> if the loss is directly related to a federally-declared disaster	4	<u> </u>	.00
5	Add lines 1 through 4	5	<u> </u>	.00
6	Wisconsin standard deduction from line 2 of Form 1X	6	<u> </u>	.00
7	Subtract line 6 from line 5. If line 6 is more than line 5, fill in 0	7	<u> </u>	.00
8	Rate of credit is .05 (5%)	8	<u> </u>	X .05
9	Multiply line 7 by line 8. Fill in here and on line 7 of Form 1X	9	<u> </u>	.00

Schedule 2 – Married Couple Credit When Both Spouses Are Employed

(Fill in if changed.)

		(A) Yourself	(B) Your spouse
1	Wages, salaries, tips, and other employee compensation. Do NOT enter unearned income	1 <u> </u>	<u> </u>
		.00	.00
2	Net profit or (loss) from self-employment from federal Schedules C, C-EZ, and F (Form 1040), Schedule K-1 (Form 1065), and any other taxable self-employment or earned income	2 <u> </u>	<u> </u>
		.00	.00
3	Combine lines 1 and 2. This is earned income	3 <u> </u>	<u> </u>
		.00	.00
4	Fill in the amounts from your federal Form 1040, lines 24, 28, and 32, plus repayment of supplemental unemployment benefits, and contributions to secs. 403(b) and 501(c)(18) pension plans included in line 36 of Form 1040, and any disability income exclusion claimed for Wisconsin	4 <u> </u>	<u> </u>
		.00	.00
5	Subtract line 4 from line 3. This is qualified earned income. If less than zero, fill in 0	5 <u> </u>	<u> </u>
		.00	.00
6	Fill in the smaller of column (A) or (B) of line 5. If more than \$16,000, fill in \$16,000	6 <u> </u>	<u> </u>
		.00	.00
7	Rate of credit is .03 (3.0%)	7 <u> </u>	<u> </u>
		X .03	.03
8	Multiply line 6 by line 7. Fill in here and on line 18 of Form 1X. Do not fill in more than \$480	8 <u> </u>	<u> </u>
		.00	.00

