



Note: The form, instructions, or publication you are looking for begins after this coversheet.

Please review the updated information below.

New Information for Form 1040-X Filers

E-filing is available for amending 2019 and 2020 returns that were originally e-filed. E-filing amended returns will result in much faster processing and refunds. See [IRS.gov/Form1040X](https://www.irs.gov/Form1040X) and [IRS.gov/filing/amended-return-frequently-asked-questions](https://www.irs.gov/filing/amended-return-frequently-asked-questions). Contact your preferred tax software provider to verify their participation in amended return e-filing, for specific instructions needed to submit an amended return, and for answers to any questions. An amended return for tax year 2019 or 2020 can also be filed on paper. As of February 2021, the most recent paper Form 1040-X is the January 2020 revision. If the taxpayer is amending their 2020 calendar year return, they should manually enter “2020” in the entry box next to “calendar year” on the line below the calendar year checkboxes. They should then complete the form as usual, using the most recent revision of Form 1040-X and the Instructions for Form 1040 for the tax year being amended.

New Mailing Addresses for Form 1040-X if You Can’t E-file

Addresses for mailing paper Forms 1040-X have changed for amended returns.

Note: All addresses must have at least three full lines of text to meet USPS requirements; USPS may reject mail that does not meet that standard—therefore, be sure to use all three lines in the addresses listed below. If you are amending your return because of any of the situations listed next, use the corresponding address.

IF you are filing Form 1040-X:	THEN mail Form 1040-X to:
In response to a notice you received from the IRS	The address shown in the notice
With Form 1040NR or 1040NR-EZ; or from a foreign country, U.S. possession or territory*; or use an APO or FPO address; or file Form 2555, 2555-EZ, or 4563; or are or were a dual-status alien	Department of the Treasury Internal Revenue Service Austin, TX 73301-0215

*If you live in American Samoa, Puerto Rico, Guam, the U.S. Virgin Islands, or the Northern Mariana Islands, see Pub. 570 at [IRS.gov/Pub570](https://www.irs.gov/Pub570).

If none of the situations listed above apply to you, mail your amended return to the address shown next that applies to you. Addresses for people living in Alabama, Alaska, Arkansas, California, Georgia, Hawaii, Illinois, Indiana, Iowa, Michigan, Minnesota, Ohio, Oklahoma, Washington, and Wisconsin have changed.

If you live in:	THEN mail Form 1040-X to:	
Alabama, Arkansas, Florida, Georgia, Louisiana, Mississippi, Oklahoma, or Texas	Department of the Treasury Internal Revenue Service Austin, TX 73301-0052	
Alaska, California, or Hawaii:	Through June 18, 2021, use: Department of the Treasury Internal Revenue Service Fresno, CA 93888-0422	Starting June 19, 2021, use: Department of the Treasury Internal Revenue Service Ogden, UT 84201-0052
Connecticut, Delaware, District of Columbia, Illinois, Indiana, Kentucky, Maine, Maryland, Massachusetts, Minnesota, Missouri, New Hampshire, New Jersey, New York, North Carolina, Pennsylvania, Rhode Island, South Carolina, Tennessee, Vermont, Virginia, West Virginia, or Wisconsin	Department of the Treasury Internal Revenue Service Kansas City, MO 64999-0052	
Arizona, Colorado, Idaho, Iowa, Kansas, Michigan, Montana, Nebraska, Nevada, New Mexico, North Dakota, Ohio, Oregon, South Dakota, Utah, Washington, or Wyoming	Department of the Treasury Internal Revenue Service Ogden, UT 84201-0052	

Amended U.S. Individual Income Tax Return

(Rev. January 2020)

▶ Go to www.irs.gov/Form1040X for instructions and the latest information.

This return is for calendar year 2019 2018 2017 2016

Other year. Enter one: calendar year or fiscal year (month and year ended):

Your first name and middle initial Last name Your social security number

If joint return, spouse's first name and middle initial Last name Spouse's social security number

Current home address (number and street). If you have a P.O. box, see instructions. Apt. no. Your phone number

City, town or post office, state, and ZIP code. If you have a foreign address, also complete spaces below. See instructions.

Foreign country name Foreign province/state/county Foreign postal code

Amended return filing status. You must check one box even if you are not changing your filing status. Caution: In general, you can't change your filing status from a joint return to separate returns after the due date. Full-year health care coverage (or, for amended 2018 returns only, exempt). If amending a 2019 return, leave blank. See instructions.

Single Married filing jointly Married filing separately (MFS) Qualifying widow(er) (QW) Head of household (HOH)

If you checked the MFS box, enter the name of spouse. If you checked the HOH or QW box, enter the child's name if the qualifying person is a child but not your dependent.

Use Part III on the back to explain any changes

Income and Deductions

Table with 4 columns: Description, A. Original amount, B. Net change, C. Correct amount. Rows 1-5.

Tax Liability

Table with 4 columns: Description, A. Original amount, B. Net change, C. Correct amount. Rows 6-11.

Payments

Table with 4 columns: Description, A. Original amount, B. Net change, C. Correct amount. Rows 12-17.



Refund or Amount You Owe

Table with 4 columns: Description, A. Original amount, B. Net change, C. Correct amount. Rows 18-23.

Complete and sign this form on page 2.

Part I Exemptions and Dependents

Complete this part **only** if any information relating to exemptions (to dependents if amending your 2018 or later return) has changed from what you reported on the return you are amending. This would include a change in the number of exemptions (of dependents if amending your 2018 or later return).


	For amended 2018 or later returns only, leave lines 24, 28, and 29 blank. Fill in all other applicable lines.			A. Original number of exemptions or amount reported or as previously adjusted	B. Net change	C. Correct number or amount
	Note: See the Forms 1040 and 1040-SR, or Form 1040A, instructions for the tax year being amended. See also the Form 1040-X instructions.					
24	Yourself and spouse. Caution: If someone can claim you as a dependent, you can't claim an exemption for yourself. If amending your 2018 or later return, leave line blank	24				
25	Your dependent children who lived with you	25				
26	Your dependent children who didn't live with you due to divorce or separation	26				
27	Other dependents	27				
28	Total number of exemptions. Add lines 24 through 27. If amending your 2018 or later return, leave line blank	28				
29	Multiply the number of exemptions claimed on line 28 by the exemption amount shown in the instructions for line 29 for the year you are amending. Enter the result here and on line 4a on page 1 of this form. If amending your 2018 or later return, leave line blank	29				
30	List ALL dependents (children and others) claimed on this amended return. If more than 4 dependents, see inst. and <input checked="" type="checkbox"/> here 					

(a) First name		Last name	(b) Social security number	(c) Relationship to you	(d) <input checked="" type="checkbox"/> if qualifies for (see instructions):	
				Child tax credit	Credit for other dependents (amended 2018 or later returns only)	
					<input type="checkbox"/>	<input type="checkbox"/>
					<input type="checkbox"/>	<input type="checkbox"/>
					<input type="checkbox"/>	<input type="checkbox"/>
					<input type="checkbox"/>	<input type="checkbox"/>

Part II Presidential Election Campaign Fund

Checking below won't increase your tax or reduce your refund.
 Check here if you didn't previously want \$3 to go to the fund, but now do.
 Check here if this is a joint return and your spouse did not previously want \$3 to go to the fund, but now does.


Part III Explanation of Changes. In the space provided below, tell us why you are filing Form 1040-X.


 Attach any supporting documents and new or changed forms and schedules.

Remember to keep a copy of this form for your records.


Under penalties of perjury, I declare that I have filed an original return and that I have examined this amended return, including accompanying schedules and statements, and to the best of my knowledge and belief, this amended return is true, correct, and complete. Declaration of preparer (other than taxpayer) is based on all information about which the preparer has any knowledge.

Sign Here

 _____
 Your signature Date Your occupation

 _____
 Spouse's signature. If a joint return, **both** must sign. Date Spouse's occupation

Paid Preparer Use Only

 _____
 Preparer's signature Date Firm's name (or yours if self-employed)

 Print/type preparer's name Firm's address and ZIP code

Check if self-employed

PTIN _____ Phone number _____ EIN _____