

U.S. Departing Alien Income Tax Return

Department of the Treasury
Internal Revenue Service

For tax period or year beginning _____, 2019, and ending _____, _____

▶ Go to www.irs.gov/Form1040C for instructions and the latest information.
▶ File original and one copy.

2019

Print or type	Your first name and initial	Last name	Your social security number		
	If a joint return, spouse's first name and initial (see instructions)	Last name	Spouse's identifying number		
	U.S. address (number, street, and apt. no. or rural route)	Passport or alien registration card number		Date on which you first arrived in the U.S.	
		Your number	Spouse's number		
City, state, and ZIP code			Date of departure		
Complete foreign address			Date on which you last arrived in the U.S.		
Of what country are you a citizen or national?			Of what country are you a resident for tax purposes?		

Caution: Form 1040-C is **not** a final income tax return. You **must** file a final return on the correct form after your tax year ends. See **Final Return Required** in the instructions.

Part I Explanation of Status—Resident or Nonresident Alien

- 1 Check the box or boxes that apply. **Note:** A nonresident alien who has income from U.S. real property may elect to treat this income as effectively connected income. Gain or loss on the disposition of a U.S. real property interest by a nonresident alien is effectively connected income or loss. For details, see the **2018 Form 1040NR instructions** or **Pub. 519, U.S. Tax Guide for Aliens**.
 - Group I**—Resident alien.
 - Group II**—Nonresident alien with income effectively connected with a U.S. trade or business.
 - Group III**—Nonresident alien with income not effectively connected with a U.S. trade or business.
- 2 Type of trade or business or occupation in the United States ▶ _____
- 3 Visa number and class under which you were last admitted to the United States ▶ _____
- 4 Do you have a permit to reenter the United States? **Yes** **No**
If "Yes," enter the expiration date ▶ _____
- 5 Have you signed a waiver of rights, privileges, exemptions, and immunities as described under **Exceptions** in the instructions? **Yes** **No**
If "Yes," enter the date signed ▶ _____
- 6 During your stay in the United States did you furnish **Form W-9**, Request for Taxpayer Identification Number and Certification, to a withholding agent? **Yes** **No**
- 7a Have you applied for U.S. citizenship? **Yes** **No**
- b Have you applied for, or taken other affirmative steps to apply for, lawful permanent resident status (green card holder) in the United States, or do you have an application pending to change your status to that of a lawful permanent resident of the United States? **Yes** **No**
- 8 If you filed income tax returns in the United States, give the following information for 2018.
 - a Type of return filed (for example, Form 1040, 1040NR, etc.) ▶ _____
 - b Your U.S. address, if any, shown on return ▶ _____
 - c Taxable income reported \$ _____ d Total tax payments \$ _____ e Balance due \$ _____
- 9 Do you know of any current charges against you concerning your U.S. taxes for any tax period? **Yes** **No**
- 10 Do you plan to return to the United States? **Yes** **No**
If "Yes," complete lines 11 through 13 below.
- 11 Are your spouse and any children remaining in the United States? **Yes** **No**
- 12 Show the approximate value and location in the United States of any property held by you.

	Value	Location
a Real property {	\$ _____ ;	_____
	\$ _____ ;	_____
b Stocks and bonds	\$ _____ ;	_____
c Cash	\$ _____ ;	_____
d Other (specify) ▶ _____	\$ _____ ;	_____
- 13 If you will not return to the United States before the due date for filing a final U.S. income tax return for the current year or the due date for filing a final U.S. income tax return for the preceding year, what arrangements have you made to file the final income tax return(s) and pay the tax(es)? ▶ _____

Part II Dependents (see instructions)

14 (a) First name	Last name	(b) Social security number	(c) Relationship to you	(d) <input checked="" type="checkbox"/> if qualifies for (see instructions): Child tax credit Credit for other dependents	
				<input type="checkbox"/>	<input type="checkbox"/>
				<input type="checkbox"/>	<input type="checkbox"/>
				<input type="checkbox"/>	<input type="checkbox"/>
				<input type="checkbox"/>	<input type="checkbox"/>
				<input type="checkbox"/>	<input type="checkbox"/>

Part III Figuring Your Income Tax

15	Total income (from page 3, Schedule A, line 4, column (d) or (e))			15	
16	Adjustments. See the instructions and attach appropriate form or statement			16	
17	Adjusted gross income. Subtract line 16 from line 15			17	
Groups I and II	18 Enter the amount from page 4, Schedule D, line 6 or 12, whichever applies			18	
	19 Credits. See the instructions and attach appropriate form or statement			19	
	20 Subtract line 19 from line 18. If zero or less, enter -0-			20	
	21 Other taxes. See the instructions and attach appropriate form			21	
	22 Tax for Group I or II. Add lines 20 and 21			22	
Group III	23 Total income (from page 3, Schedule A, line 4, column (f))	23			
	24 Tax (30% of line 23). If less than 30%, attach statement showing computation			24	
	25 Total tax. Add lines 22 and 24			25	
	Note: Your tax liability on your final return may be different from line 25.				
Tax Summary	26 U.S. income tax paid or withheld at source (from page 3, Schedule A, lines 4 and 5, column (c))	26			
	27 2019 estimated tax payments and amount applied from 2018 return	27			
	28 Other payments (specify) ▶ _____	28			
	29 Total payments. Add lines 26 through 28			29	
	30 If line 25 is more than line 29, subtract line 29 from line 25. This is the amount you owe			30	
	31 If line 29 is more than line 25, subtract line 25 from line 29. This is the amount you overpaid . Any overpayment of tax will be refunded only when you file your final return for the tax year			31	

Sign Here

Keep a copy of this return for your records.

Under penalties of perjury, I declare that I have examined this return and accompanying schedules and statements, and to the best of my knowledge and belief, they are true, correct, and complete. Declaration of preparer (other than taxpayer) is based on all information of which preparer has any knowledge.

▶ Your signature _____ Date _____ (A return made by an agent must be accompanied by a power of attorney.)	▶ Spouse's signature _____ Date _____ (If filing jointly, both must sign even if only one had income.)
--	--

Paid Preparer Use Only	Print/Type preparer's name	Preparer's signature	Date	Check <input type="checkbox"/> if self-employed	PTIN
	Firm's name ▶				Firm's EIN ▶
	Firm's address ▶				Phone no.

Certificate of Compliance

This certifies that the above individual(s) has satisfied all the requirements of the Internal Revenue Code and the Internal Revenue Regulations relating to departing aliens according to all information available to me at this date. This certificate is effective for the tax period

beginning _____, 2019, and ending _____, _____, or the tax year ended _____, _____.

 (Field Assistance Area Director)
 Internal Revenue Service

Date _____, _____ By _____ (Name) _____ (Title)

Schedule D Tax Computation

Tax for Resident Alien—Group I Only (For description of groups, see line 1 on page 1.)

1	Enter amount from page 2, line 17	1	
2	If you itemize deductions, enter amount from page 3, Schedule C, line 2. If you do not plan to itemize deductions, enter your standard deduction. See Standard Deduction (Group I only) in the instructions	2	
3	Taxable income. Subtract line 2 from line 1	3	
4	Tax. Figure your tax on the amount on line 3 by using the 2019 Tax Rate Schedules in the instructions. Include in the total any tax from Form 4972 and Form 8814 . Enter the tax here	4	
5	Alternative minimum tax (AMT). Enter the amount, if any, of AMT from Form 6251	5	
6	Add lines 4 and 5. Enter the result here and on Form 1040-C, line 18 ▶	6	

Tax for Nonresident Alien With Income Effectively Connected With a U.S. Trade or Business—Group II Only

7	Enter amount from page 2, line 17	7	
8	Enter itemized deductions from page 3, Schedule C, line 2	8	
9	Taxable income. Subtract line 8 from line 7	9	
10	Tax. Figure your tax on the amount on line 9 by using the 2019 Tax Rate Schedules in the instructions. Include in the total any tax from Form 4972 and Form 8814 . Enter the tax here	10	
11	Alternative minimum tax (AMT). Enter the amount, if any, of AMT from Form 6251	11	
12	Add lines 10 and 11. Enter the result here and on Form 1040-C, line 18 ▶	12	



Instructions for Form 1040-C

U.S. Departing Alien Income Tax Return


Section references are to the Internal Revenue Code unless otherwise noted.

Future developments. For the latest information about developments related to Form 1040-C and its instructions, such as legislation enacted after they were published, go to [IRS.gov/Form1040c](https://www.irs.gov/Form1040c).

What's New

Affordable Care Act individual mandate responsibility. Effective for months beginning after December 31, 2018, the Tax Cut and Jobs Act eliminates the shared responsibility payment for individuals. No penalty is due if an individual or family does not obtain health care coverage in 2019 and thereafter.

Standard deduction. If you do not itemize your deductions, you may be able to take the standard deduction. The basic standard deduction has increased for 2019. See [Standard Deduction \(Group I only\)](#), later.

 **Your standard deduction is zero if (a) your spouse itemizes on a separate return, or (b) you were a dual-status alien and you do not elect to be taxed as a resident alien for 2019.**

Alternative minimum tax (AMT) exemption amount increased. The AMT exemption amount is increased to \$71,700 (\$111,700 if married filing jointly or qualifying widow(er); \$55,850 if married filing separately). The income level at which the AMT exemption begins to phase out has increased to \$510,300 (\$1,020,600 if married filing jointly).

Social security tax. For 2019, the maximum amount of earned income (wages and net earnings from self-employment) subject to the social security tax is \$132,900.

General Instructions

Reminders

Use your 2018 tax return as a guide in figuring your 2019 tax, but be sure to consider the following.

Former U.S. citizens and former U.S. long-term residents. If you expatriate or terminate your long-term residency in 2019, you must file Form 8854, Initial and Annual Expatriation Statement, with your 2019 income tax return. You also may be subject to income tax under section 877A on the net unrealized gain on your property as if the property had been sold on the day before your expatriation date. You figure this tax on Form 8854. For more details, see Pub. 519, U.S. Tax Guide for Aliens.

Social security or Medicare taxes withheld in error. If you are a foreign student on an F-1, J-1, M, or Q visa, and social security or Medicare taxes were withheld on your wages in error, you may want to file Form 843, Claim for Refund or Request for Abatement, to request a refund of these taxes. For more information, see *Refund of Taxes Withheld in Error* in chapter 8 of Pub. 519.

Child tax credit not refundable for resident aliens electing to exclude foreign earned income from tax. Group I (resident alien) filers who exclude foreign earned income from their gross income may not claim any additional child tax credit on line 28. These filers are only allowed to claim the child tax credit to the extent allowable on line 19.

Individual taxpayer identification number (ITIN) renewal. ITINs assigned before January 1, 2013, and ITINs that you have not included on at least one tax return filed in the last three consecutive years will expire. Renew your ITIN to avoid delays in processing your tax return. For more information, see the Instructions for Form W-7.


Social security number (SSN) required for child tax credit. Your child must have an SSN issued before the due date of your 2019 return (including extensions) to be claimed as a qualifying child for the child tax credit or additional child tax credit. If your dependent child has an ITIN, but not an SSN, issued before the due date of your 2019 return (including extensions), you may be able to claim the new credit for other dependents for that child.


Purpose of Form

Form 1040-C is used by aliens who intend to leave the United States or any of its possessions to:

- Report income received or expected to be received for the entire tax year, and
- Pay the expected tax liability on that income, if they are required to do so.

Form 1040-C must be filed before an alien leaves the United States or any of its possessions. For more information, see [How To Get the Certificate](#), later.

 **If you are a nonresident alien, use the 2018 Instructions for Form 1040NR, U.S. Nonresident Alien Income Tax Return, to help you complete Form 1040-C.**

 **If you are a resident alien, use the 2018 Instructions for Form 1040, U.S. Individual Income Tax Return, to help you complete Form 1040-C.**

You can get tax forms, instructions, and publications from the Internal Revenue Service (IRS). See [Additional information](#), later.

Alien status rules. If you are not a citizen of the United States, specific rules apply to determine if you are a resident or nonresident alien for tax purposes. Intent is not a factor in determining your residency status.

You are considered a resident alien if you meet either the green card test or the substantial presence test. However, even though you otherwise

would meet the substantial presence test, you will not be considered a U.S. resident if you qualify for the closer connection to a foreign country exception or you are able to qualify as a nonresident alien by reason of a tax treaty. These tests and the exception are discussed in the instructions for [Part I—Explanation of Status—Resident or Nonresident Alien](#), later.

Additional information. For more information on the taxation of resident and nonresident aliens, residency tests, and other special rules, see Pub. 519.



You can download tax forms, instructions, and publications at [IRS.gov/Forms-Pubs](https://www.irs.gov/forms-pubs).



Ordering forms and publications. Go to [IRS.gov/OrderForms](https://www.irs.gov/OrderForms) to order current and prior-year forms and instructions. Your order should arrive within 10 business days.



People who are deaf, hard-of-hearing, or have a speech disability and who have access to TTY/TDD equipment can call 800-829-4059. Deaf or hard-of-hearing individuals can also contact the IRS through relay services such as the Federal Relay Service available at www.gsa.gov/FedRelay.



To get information, forms, and publications in Spanish, go to [IRS.gov/Espanol](https://www.irs.gov/Espanol).



Tax questions. If you have a tax question not answered by this publication, go to [IRS.gov/Individuals/International-Taxpayers](https://www.irs.gov/Individuals/International-Taxpayers).

The Taxpayer Advocate Service (TAS) Is Here To Help You

What is TAS? TAS is an independent organization within the IRS that helps taxpayers and protects taxpayer rights. Their job is to ensure that every taxpayer is treated fairly and that you know and understand your rights under the [Taxpayer Bill of Rights](#).

How can you learn about your taxpayer rights? The Taxpayer Bill of Rights describes 10 basic rights that all taxpayers have when dealing with the IRS. Go to

[TaxpayerAdvocate.IRS.gov/](https://www.irs.gov/TaxpayerAdvocate) to help you understand what these rights mean to you and how they apply. These are your rights. Know them. Use them.

What can TAS do for you? TAS can help you resolve problems that you can't resolve with the IRS. And their service is free. If you qualify for their assistance, you will be assigned to one advocate who will work with you throughout the process and will do everything possible to resolve your issue. TAS can help you if:

- Your problem is causing financial difficulty for you, your family, or your business;
- You face (or your business is facing) an immediate threat of adverse action; or
- You've tried repeatedly to contact the IRS but no one has responded, or the IRS hasn't responded by the date promised.

How can you reach TAS? TAS has offices in every state, the District of Columbia, and Puerto Rico. Your local advocate's number is in your local directory and at [TaxpayerAdvocate.IRS.gov/Contact-Us](https://www.irs.gov/TaxpayerAdvocate.IRS.gov/Contact-Us). You can also call them at 877-777-4778.

How else does TAS help taxpayers? TAS works to resolve large-scale problems that affect many taxpayers. If you know of one of these broad issues, please report it to them at [IRS.gov/SAMS](https://www.irs.gov/SAMS).

Final Return Required

A Form 1040-C is not a final return. You must file a final income tax return after your tax year ends.

If you are a U.S. citizen or resident alien on the last day of the year, you should file Form 1040 reporting your worldwide income. If you are not a U.S. citizen or resident alien on the last day of the year, you should file Form 1040NR. However, certain individuals who were resident aliens at the beginning of the tax year but nonresident aliens at the end of the tax year must file a "dual-status" return. See [Dual-status tax year](#), later.

Any tax you pay with Form 1040-C counts as a credit against tax on your final return. Any overpayment shown on Form 1040-C will be refunded only if and to the extent your final return for the tax year shows an overpayment.

Note. There are some tax items that are not addressed on Form 1040-C or in these instructions that must be taken into account on your final return. For example, if you are a Group 1 (resident alien) filer, you must reconcile any advance payments of the premium tax credit with the premium tax credit allowed on your tax return.

Certificate of Compliance

Note. The issuance of a certificate of compliance is not a final determination of your tax liability. If it is later determined that you owe more tax, you will have to pay the additional tax due.

Form 1040-C or Form 2063. If you are an alien, you should not leave the United States or any of its possessions without getting a certificate of compliance from your IRS Field Assistance Area Director on Form 1040-C or Form 2063, U.S. Departing Alien Income Tax Statement, unless you meet one of the [Exceptions](#), explained later.

You can file the shorter Form 2063 if you have filed all U.S. income tax returns you were required to file, you paid any tax due, and either of the following applies.

- You have no taxable income for the year of departure and for the preceding year (if the time for filing the earlier year's return has not passed).
- You are a resident alien with taxable income for the preceding year or for the year of departure, but the Area Director has decided that your leaving will not hinder collecting the tax.

Exceptions. You do not need a certificate of compliance if any of the following applies.

1. You are a representative of a foreign government who holds a diplomatic passport, a member of the representative's household, a servant who accompanies the representative, an employee of an international organization or foreign government whose pay for official services is exempt from U.S. taxes and who has no other U.S. source income, or a member of the employee's household who has no income from U.S. sources. However, if you signed a waiver of nonimmigrant's privileges as a condition of holding both your job and your status as an immigrant, this

exception does not apply, and you must get a certificate.

2. You are a student, industrial trainee, or exchange visitor, or the spouse or child of such an individual. To qualify for this exception, you must have an F-1, F-2, H-3, H-4, J-1, J-2, or Q visa. Additionally, you must not have received any income from sources in the United States other than:

a. Allowances covering expenses incident to your study or training in the United States (including expenses for travel, maintenance, and tuition);

b. The value of any services or accommodations furnished incident to such study or training;

c. Income from employment authorized under U.S. immigration laws; or

d. Interest on deposits, but only if that interest is not effectively connected with a U.S. trade or business.

3. You are a student, or the spouse or child of a student, with an M-1 or M-2 visa. To qualify, you must not have received any income from sources in the United States other than:

a. Income from employment authorized under U.S. immigration laws, or

b. Interest on deposits, but only if that interest is not effectively connected with a U.S. trade or business.

4. Any of the following applies.

a. You are on a pleasure trip and have a B-2 visa.

b. You are on a business trip, have a B-1 visa or a combined B-1/B-2 visa, and do not stay in the United States or any of its possessions for more than 90 days during the tax year.

c. You are passing through the United States or any of its possessions, including travel on a C-1 visa or under a contract, such as a bond agreement, between a transportation line and the U.S. Attorney General.

d. You are admitted on a border-crossing identification card.

e. You do not need to carry passports, visas, or border-crossing identification cards because you are (i) visiting for pleasure or (ii) visiting

for business and do not stay in the United States or any of its possessions for more than 90 days during the tax year.

f. You are a resident of Canada or Mexico who commutes frequently to the United States to work and your wages are subject to income tax withholding.

g. You are a military trainee admitted for instruction under the Department of Defense and you will leave the United States on official military travel orders.

However, exception 4 does not apply if the Area Director believes you had taxable income during the current tax year through your departure date or the preceding tax year and your leaving the United States would hinder collecting the tax.

How To Get the Certificate

To get a certificate of compliance, you must go to an IRS office **at least** two weeks before you leave the United States and file either Form 2063 or Form 1040-C and any other required tax returns that have not been filed. The certificate may not be issued more than 30 days before you leave. If both you and your spouse are aliens and both of you are leaving the United States, both of you must go to the IRS office.

To find an IRS office, click on [Contact Your Local IRS Office](#) and enter your zip code to find the nearest office. Please note that all Taxpayer Assistance Centers (TACs) operate by appointment. Services are limited and not all services are available at every TAC office. Call 844-545-5640 to schedule an appointment.

Remember that you must visit an IRS office at least two weeks (but no more than 30 days) before you leave the United States, so make sure you call for an appointment well before those time frames.

Please be prepared to furnish your anticipated date of departure and bring the following records with you if they apply.

1. A valid passport with your alien registration card or visa.

2. Copies of your U.S. income tax returns filed for the past 2 years. If you were in the United States for less than 2 years, bring copies of the income tax returns you filed for that period.

3. Receipts for income taxes paid on these returns.

4. Receipts, bank records, canceled checks, and other documents that prove your deductions, business expenses, and dependents claimed on the returns.

5. A statement from each employer you worked for this year showing wages paid and tax withheld. If you are self-employed, you must bring a statement of income and expenses up to the date you plan to leave.

6. Proof of any payments of estimated tax for the past year and the current year.

7. Documents showing any gain or loss from the sale of personal and/or real property, including capital assets and merchandise.

8. Documents concerning scholarship or fellowship grants, such as: (a) verification of the grantor, source, and purpose of the grant; (b) copies of the application for, and approval of, the grant; (c) a statement of the amount paid, and your duties and obligations under the grant; and (d) a list of any previous grants.

9. Documents indicating qualification for special tax treaty benefits.

10. Document verifying your date of departure from the United States, such as an airline ticket.

11. Document verifying your U.S. taxpayer identification number (TIN), such as a social security card or an IRS-issued Notice CP 565 showing your individual taxpayer identification number (ITIN).

Note. If you are married and reside in a community property state, also bring the documents listed on this page for your spouse. This applies whether or not your spouse requires a certificate.

If you are filing Form 1040-C, file an original and one copy for the tax year in which you plan to leave. If you are departing between January 1, 2019, and April 15, 2019, you also must file Form 1040NR or Form 1040 for 2018 and pay any tax due.

Generally, a certificate of compliance on Form 1040-C will be issued without your paying tax or posting bond if you have not received a termination assessment. A **termination assessment** is a

demand for immediate payment of income tax for the current and immediately preceding year.

This certificate applies to all of your departures during the current tax year, subject to revocation on any later departure if the Area Director believes your leaving would hinder collecting the tax.

If you owe income tax and the Area Director determines that your departure will jeopardize the collection of the tax, a certificate of compliance on Form 1040-C will be issued only when you pay the tax due or post bond, and the certificate will apply only to the departure for which it is issued.

For additional information go to IRS.gov/Individuals/International-Taxpayers/Departing-Alien-Clearance-Sailing-Permit.

Specific Instructions

Joint return. Nonresident aliens cannot file a joint return. Resident aliens can file a joint return on Form 1040-C only if both of the following apply.

1. The alien and his or her spouse reasonably expect to be eligible to file a joint return at the close of the tax period for which the return is made.
2. If the tax period of the alien is terminated, the tax period of his or her spouse is terminated at the same time.

If Form 1040-C is filed as a joint return, enter both spouses' names, identification numbers, and passport or alien registration card numbers in the spaces provided on page 1 of the form. Also, include both spouses' income in Part III and furnish both spouses' information in Part I of the form. It may be necessary to complete a separate Part I for each spouse.

Identifying number. You must enter your identifying number where requested at the top of page 1 of Form 1040-C. Generally, this is your social security number (SSN). If you do not have an SSN, contact the Social Security Administration (SSA) to find out if you are eligible for one.



You can call the SSA at 800-772-1213 (for the deaf or hard-of-hearing, call the TTY number, 800-325-0778).



You also can visit the SSA's website at www.ssa.gov/ssnumber/, and then enter "Noncitizen" in the search box.

Individual taxpayer identification number (ITIN). If you do not have an SSN and are not eligible to get one, you must apply for an ITIN. For details on how to apply for an ITIN, see Form W-7, Application for IRS Individual Taxpayer Identification Number, and its instructions. Get the form and its instructions at IRS.gov/forms-pubs/about-form-w-7. If you already have an ITIN, enter it wherever your SSN is requested on your tax return.

If you are required to include another person's SSN on your return and that person does not have and cannot get an SSN, enter that person's ITIN.

Note. An ITIN is for tax use only. It does not entitle you to social security benefits or change your employment or immigration status under U.S. law. For more information go to IRS.gov/Individuals/International-Taxpayers/Taxpayer-Identification-Numbers-TIN.

Part I—Explanation of Status—Resident or Nonresident Alien

Generally, you are considered a resident alien if you meet either the green card test or the substantial presence test for 2019. You are considered a nonresident alien for the year if you do not meet either of these tests. For more information on resident and nonresident alien status, see Pub. 519.

Green card test. You are a resident alien for tax purposes if you are a lawful permanent resident of the United States at any time during 2019. You are a lawful permanent resident of the United States if you have been given the privilege, under U.S. immigration laws, of residing permanently in the United States as an immigrant. You generally have this status if the U.S. Citizenship and Immigration Services (USCIS) (or its predecessor organization, the Immigration and Naturalization Service) has issued you an alien registration card, also known as a green card.

Substantial presence test. You are considered a resident alien for tax purposes if you meet the substantial presence test for 2019. You meet this test if you were physically present in the United States for at least:

- 31 days during 2019, and
- 183 days during the period 2019, 2018, and 2017, using the following chart.

(a) Year	(b) Days of physical presence	(c) Multiplier	(d) Testing days (multiply (b) times (c))
2019		1.000	
2018		.333	
2017		.167	
Total testing days (add column (d))			

Days of presence in the United States. Generally, you are treated as present in the United States on any day that you are physically present in the country at any time during the day. However, you do not count the following days of presence in the United States for the substantial presence test.

- Days you commuted to work in the United States from a residence in Canada or Mexico if you regularly commuted from Canada or Mexico.
- Days you were in the United States for less than 24 hours while you were traveling between two places outside the United States.
- Days you were temporarily present in the United States as a regular member of the crew of a foreign vessel engaged in transportation between the United States and a foreign country or a possession of the United States. This rule does not apply to any day you were otherwise engaged in a trade or business in the United States.
- Days you intended, but were unable, to leave the United States because of a medical condition or medical problem that arose while you were in the United States.
- Days you were an exempt individual. In general, an exempt individual is: (a) a foreign-government-related individual, (b) a teacher or trainee, (c) a student, or (d)

a professional athlete who is temporarily present in the United States to compete in a charitable sports event.

Note. If you qualify to exclude days of presence in the United States because you are an exempt individual (other than a foreign-government-related individual) or because of a medical condition or problem, file Form 8843, Statement for Exempt Individuals and Individuals With a Medical Condition, with your final income tax return.

Closer connection to a foreign country exception. Even though you otherwise would meet the substantial presence test, you are not treated as having met that test for 2019 if you: (a) were present in the United States for fewer than 183 days during 2019, (b) establish that during 2019 you had a tax home in a foreign country, and (c) establish that during 2019 you had a closer connection to one foreign country in which you had a tax home than to the United States unless you had a closer connection to two foreign countries.

Note. If you meet this exception, file Form 8840, Closer Connection Exception Statement for Aliens, with your final income tax return.

Residence determined by tax treaty. If you are a dual-resident taxpayer, you can still claim the benefits under an income tax treaty on Form 8833. A dual-resident taxpayer is one who is a resident of both the United States and another country under each country's tax laws. The income tax treaty between the two countries must contain a provision that provides for resolution of conflicting claims of residence (tie-breaker rule). If you are treated as a resident of a foreign country under a tax treaty, you are treated as a nonresident alien in figuring your U.S. income tax. For purposes other than figuring your tax, you will be treated as a U.S. resident.



For more information go to [IRS.gov/Individuals/International-Taxpayers/Tax-Treaties](https://www.irs.gov/Individuals/International-Taxpayers/Tax-Treaties).

Dual-status tax year. A dual-status tax year is one in which you have been both a resident alien and a

nonresident alien. The most common dual-status tax years are the years of arrival and departure. In figuring your income tax liability for a dual-status tax year, different U.S. income tax rules apply to each status. You must follow these rules in completing Form 1040-C. See the Form 1040NR instructions for details.

Note. Certain resident aliens who leave the United States during the year may be subject to tax under section 877A. These resident aliens compute their tax using the method prescribed under section 877A when completing Form 1040-C. See chapter 4 of Pub. 519 for more information.

Income effectively connected with a U.S. trade or business—nonresident aliens. If you are a nonresident alien, the tax on your income depends on whether the income is or is not effectively connected with a U.S. trade or business.

Income effectively connected with a U.S. trade or business (including wages earned by an employee) is taxed at the graduated rates that apply to U.S. citizens and resident aliens. Income you receive as a partner in a partnership or as a beneficiary of an estate or trust is considered effectively connected with a U.S. trade or business if the partnership, estate, or trust conducts a U.S. trade or business.

Income from U.S. sources that is not effectively connected with a U.S. trade or business is generally taxed at 30%. Your rate may be lower if the country of which you are a resident and the United States have a treaty setting lower rates.

For a list of the types of income not considered effectively connected with a U.S. trade or business, see the instructions for [Schedule A—Income](#) and [Schedule B—Certain Gains and Losses From Sales or Exchanges by Nonresident Aliens of Property Not Effectively Connected With a U.S. Trade or Business](#), later. If you are a nonresident alien in the United States to study or train, see Pub. 519.

Part II—Dependents

You may be able to claim a tax credit for your dependents. To find out if a person qualifies as your dependent, and to find out if your dependent

qualifies you to take the child tax credit or the credit for other dependents, see the Instructions for Form 1040 or Form 1040NR.

Line 14, column (b). You must enter each dependent's SSN or ITIN. See [Identifying number](#), earlier.

Line 14, column (d). Check the appropriate box in this column if your dependent is a qualifying child for the child tax credit or for the credit for other dependents.

Part III—Figuring Your Income Tax

Read the descriptions on line 1 of Form 1040-C for Groups I, II, and III to see which group(s) applies to you. If Group I or II applies, use lines 15 through 22 to figure your tax. If Group III applies, use lines 23 and 24 to figure your tax. If you are a nonresident alien to which both Groups II and III apply, use lines 15 through 24 to figure your tax.

Line 16. Adjustments. If you are a resident alien, you can take the adjustments allowed on Form 1040. The Form 1040 instructions have information on adjustments you can take. Be sure to consider the tax law changes noted earlier in [What's New](#).

If you are a nonresident alien and have income effectively connected with a U.S. trade or business, you can take the adjustments allowed on Form 1040NR. See the Form 1040NR instructions. Be sure to consider the tax law changes noted in [What's New](#).

If you are a nonresident alien and all your income is not effectively connected with a U.S. trade or business, you cannot take any adjustments.

Adjustments that you take on line 16 include the qualified business income deduction and the excess business loss adjustment figured on Form 461.

• **Qualified business income deduction.** Generally, taxpayers other than corporations are allowed a deduction of up to 20% of their qualified business income from a qualified trade or business. The deduction is subject to multiple limitations such as the type of trade or business, the taxpayer's taxable income, the amount of W-2 wages paid with respect to the qualified trade or business, and the unadjusted basis

of qualified property held by the trade or business. The deduction can be taken in addition to the standard or itemized deductions. For more information, see Pub. 535.

• **Excess business loss**

adjustment. Taxpayers cannot deduct an excess business loss in the current year. An excess business loss is the amount of losses from trades or businesses of a noncorporate taxpayer that is more than the threshold amount of \$250,000 (\$500,000 for married taxpayers filing a joint return). The excess business loss is treated as a net operating loss (NOL) carryover. Use the 2018 Form 461 to figure the excess business loss and include the adjustment as a positive number on line 16.

Line 19. Credits. If you are a Group I (resident alien) filer, you can claim the same credits as on Form 1040. If you are a Group II (nonresident alien with income effectively connected with a U.S. trade or business) filer, you can generally claim the same credits as on Form 1040NR.

Line 21. Other taxes. Enter on line 21 any other taxes such as those listed below. Also use the 2018 Instructions for Form 1040 or the 2018 Instructions for Form 1040NR for information on the additional taxes to include on this line.

• **Self-employment tax.** This tax applies to resident aliens and to nonresident aliens if an international social security agreement in effect determines that the nonresident alien is covered under the U.S. social security system. The self-employment tax rate for 2019 is 15.3%. This includes a 2.9% Medicare tax and a 12.4% social security tax. Use Schedule SE (Form 1040), Form 1040-PR, or Form 1040-SS to figure your self-employment tax. For 2019, the maximum amount of self-employment income subject to the social security tax is \$132,900. There is no limit on the amount of self-employment income subject to the Medicare tax.



You can find more information on international social security agreements (also known as totalization agreements) at [IRS.gov/Individuals/International-Taxpayers/Totalization-Agreements](https://www.irs.gov/Individuals/International-Taxpayers/Totalization-Agreements).

• **Social security and Medicare taxes on tip income not reported**

to employer. If you received tips of \$20 or more in any month and you did not report the full amount to your employer, you generally must pay these taxes. See the Form 1040 instructions or the Form 1040NR instructions.

• **Social security and Medicare taxes not withheld by employer.** If you are an employee who received wages from an employer who did not withhold social security and Medicare tax from your wages, you may owe these taxes. See the Form 1040 instructions or the Form 1040NR instructions.

• **Additional Medicare Tax.** For information about the Additional Medicare Tax, see the Instructions for Form 8959.

• **Net Investment Income Tax.** For information about the Net Investment Income Tax, see the Instructions for Form 8960.

• **Additional tax on IRAs, other qualified retirement plans, etc.** If you received a distribution from or made an excess contribution to one of these plans, you may owe this tax. See the Form 1040 instructions or the Form 1040NR instructions.

• **Household employment taxes.** If you pay cash wages to any one household employee in 2019, you may owe this tax. See the Form 1040 instructions or the Form 1040NR instructions.

• **Tax on accumulation distribution of trusts.** Use Form 4970 to figure the tax.

• **Tax from recapture of investment credit.** Use Form 4255 to figure the tax.

• **Tax from recapture of low-income housing credit.** Use Form 8611 to figure the tax.

• **Tax from recapture of federal mortgage subsidy.** Use Form 8828 to figure the tax.

• **Repayment of first-time homebuyer credit.** You must repay the first-time homebuyer credit if you bought the home in 2008. For details about repaying the first-time homebuyer credit, see the Instructions for Form 5405.

Line 24. Tax. Generally, you must enter 30% of the amount on line 23. However, if you are entitled to a lower rate or an exemption from tax because of a treaty between your country and the United States, attach a statement showing your

computation of the tax. Also include the applicable treaty article(s).



You can find information on lower rates or an exemption from tax because of a treaty between your country and the United States at [IRS.gov/Individuals/International-Taxpayers/Tax-Treaty-Tables](https://www.irs.gov/Individuals/International-Taxpayers/Tax-Treaty-Tables).

Line 28. Other payments. Include on line 28 any of the following payments. See the Instructions for Form 1040 or Form 1040NR for details on other payments to include on this line.

• **Earned income credit (EIC).** This credit applies only to resident aliens. Enter any EIC that is due to you.

• **Additional child tax credit.** For information on the credit and changes for 2019, see Pub. 505. If you are a Group I (resident alien) filer and you exclude any foreign earned income from your gross income (see section 911 and Form 2555), you may not claim any additional child tax credit here on line 28. You are only allowed to claim the child tax credit to the extent allowable on line 19.

• **Net Premium Tax Credit.** For information about the Net Premium Tax Credit, see the Instructions for Form 8962.

• **U.S. income tax paid at previous departure during the tax period.** Enter any tax you paid if you previously departed the United States during this tax period.

• **Excess social security and RRTA tax withheld.** If you had two or more employers in 2019 who together paid you more than \$132,900 in wages, too much social security tax or tier 1 railroad retirement (RRTA) tax may have been withheld. See Pub. 505.

• **Credit for federal tax paid on fuels.** Use Form 4136 to figure the credit.

Signature

Form 1040-C is not considered a valid return unless you sign it. You may have an agent in the United States prepare and sign your return if you are sick or otherwise unable to sign. However, you must have IRS approval to use an agent. To obtain approval, file a statement with the IRS office where you file Form 1040-C explaining why you cannot sign.

If an agent (including your spouse) signs for you, your authorization of the signature must be filed with the return.

Court-appointed conservator, guardian, or other fiduciary. If you are a court-appointed conservator, guardian, or other fiduciary for an individual who has to file Form 1040-C, sign your name for the individual. File Form 56.

Paid preparers must sign. Generally, anyone you pay to prepare your return must sign it and include their Preparer Tax Identification Number (PTIN) in the space provided. The preparer also must give you a copy of the return for your records. Someone who prepares your return but does not charge you should not sign your return.

Schedule A—Income

Line 1, column (c). Enter amounts shown as federal income tax withheld on your Forms W-2, 1099, 1042-S, etc. Be sure to enter the amount withheld on the same line on which the related income is reported. Include the amount of any Additional Medicare Tax withheld by your employer. For more information, visit [IRS.gov/Businesses/Small-Businesses-Self-Employed/Questions-And-Answers-For-The-Additional-Medicare-Tax](https://www.irs.gov/Businesses/Small-Businesses-Self-Employed/Questions-And-Answers-For-The-Additional-Medicare-Tax).

Line 1, column (d). Resident aliens should include income that would be included on Form 1040, such as wages, salaries, interest, dividends, rents, alimony, etc.

Line 1, column (e). Enter nonresident alien income effectively connected with a U.S. trade or business. Nonresident aliens should include income that would be included on page 1 of Form 1040NR. This includes:

- Salaries and wages (generally shown in box 1 of Form W-2),
- The taxable part of a scholarship or fellowship grant,
- Business income or loss (income that would be included on Schedule C (Form 1040) as an attachment to Form 1040NR), and
- Any other income considered to be effectively connected with a U.S. trade or business. See the Instructions for Form 1040NR for details.

Line 1, column (f). Enter nonresident alien income from U.S. sources that is not effectively connected with a U.S. trade or business, including:

- Interest, dividends, rents, salaries, wages, premiums, annuities, compensation, remuneration, and other fixed or determinable annual or periodic gains, profits, and income;
- Prizes, awards, and certain gambling winnings. Proceeds from lotteries, raffles, etc., are gambling winnings. You must report the full amount of your winnings. In most cases, you cannot offset losses against winnings and report the difference;
- 85% of the U.S. social security benefits you receive. This amount is treated as U.S. source income not effectively connected with a U.S. trade or business and is subject to the 30% tax rate, unless exempt or taxed at a reduced rate under a U.S. tax treaty. Social security benefits include any monthly benefit under Title II of the Social Security Act or part of a tier 1 railroad retirement benefit treated as a social security benefit. They do not include any supplemental security income (SSI) payments.

Line 5. Include on line 5, column (d), (e), or (f), all income you received during the year that is exempt by Code (see examples below). Also include on line 5 income that is exempt by treaty, but only if the income is reportable in column (d) or (e). Attach a statement that shows the basis for the treaty exemption (including treaty and article(s)).

Note. Do not include on line 5 income reportable in column (f) that is exempt by treaty. Instead report these amounts on line 1 of column (f) and explain on the statement required for Part III, line 24, the basis for the reduced rate or exemption.

Be sure to include on line 5, column (c), any amount withheld on exempt income you are reporting on line 5, column (d), (e), or (f). For example, include amounts that were withheld by a withholding agent that was required to withhold due to lack of documentation. However, do not include amounts reimbursed by the withholding agent.

Do not include on lines 1 through 4 any amount that is reportable on line 5.

Exempt income for nonresident aliens. The following income received by nonresident aliens is exempt from U.S. tax.

1. Interest on bank deposits or withdrawable accounts with savings and loan associations or credit unions that are chartered and supervised under federal or state law, or amounts held by an insurance company under an agreement to pay interest on them, if the income is not effectively connected with a U.S. trade or business. Certain portfolio interest on obligations issued after July 18, 1984, is also exempt income.

2. Your personal service income if:

- a. You were in the United States 90 days or less during the tax year,
- b. You received \$3,000 or less for your services, and

- c. You performed the services as an employee of or under contract with a nonresident alien individual, foreign partnership, or foreign corporation not engaged in a U.S. trade or business; or for a foreign office of a U.S. partnership, corporation, citizen, or resident.

3. Capital gains not effectively connected with a U.S. trade or business if you were in the United States fewer than 183 days during the tax year. **Exception:** Gain or loss on the disposition of a U.S. real property interest is not exempt.

4. U.S. bond income. Your income from series E, EE, H, or HH U.S. savings bonds that you bought while a resident of the Ryukyu Islands (including Okinawa) or the Trust Territory of the Pacific Islands (Caroline and Marshall Islands).

5. Annuities you received from qualified annuity plans or trusts if both of the following conditions apply.

- a. The work that entitles you to the annuity was performed either (1) in the United States for a foreign employer and you met the conditions under 2 earlier, or (2) outside the United States; and

- b. When the first amount was paid as an annuity, at least 90% of the employees covered by the plan (or by the plan or plans that included the trust) were U.S. citizens or residents.

6. U.S. source dividends paid by certain foreign corporations if they are not effectively connected with your

U.S. trade or business. See *Second exception under Dividends* in chapter 2 of Pub. 519 for the definition of foreign corporation and how to figure the amount of excludable dividends.

Certain items of income may be exempt from federal tax under a tax treaty. For more details, see Pub. 901, Tax Treaties.

Schedule B—Certain Gains and Losses From Sales or Exchanges by Nonresident Aliens of Property Not Effectively Connected With a U.S. Trade or Business

If you are a nonresident alien, use Schedule B to figure your gain or loss from the sale or exchange of property not effectively connected with a U.S. trade or business. Include the following types of income. For more information on these types of income, see Pub. 519 and the Instructions for Form 1040NR.

1. Capital gains. Capital gains in excess of capital losses if you were in the United States at least 183 days during the year.

Note. The gain or loss on the disposition of a U.S. real property interest is considered effectively connected and should be shown in Schedule A, column (e).

2. Income other than capital gains.

- Gains on the disposal of timber, coal, or U.S. iron ore with a retained economic interest.
- Gains from the sale or exchange of patents, copyrights, secret processes and formulas, goodwill, trademarks, trade brands, franchises, and other like property, or of any interest in any such property. The gains must result from payments for the production, use, or disposition of the property or interest.

Original issue discount (OID). If you sold or exchanged the obligation, include only the OID that accrued while you held the obligation minus the amount previously included in income. If you received a payment on the obligation, see Pub. 519.

Schedule C—Itemized Deductions

If you are a resident alien, you can take the deductions allowed on Schedule A of Form 1040. See the Schedule A (Form 1040) instructions. Be sure to consider the tax law changes noted in *What's New*, earlier.

If you are a nonresident alien and have income effectively connected with a U.S. trade or business, you can take the deductions allowed on Schedule A of Form 1040NR. See the Schedule A (Form 1040NR) instructions. If you do not have income effectively connected with a U.S. trade or business, you cannot take any deductions.

Personal casualty losses. You can claim an itemized deduction for any personal casualty loss only to the extent it is attributable to a federally declared disaster.



Residents of India who were students or business apprentices may be able to take the standard deduction. See Pub. 519 for details.

Line 2. Add the amounts in columns (b) and (d) of line 1. Enter the total here and on Schedule D, line 2 or line 8, whichever applies.

Schedule D—Tax Computation

Standard Deduction (Group 1 only)

If you do not itemize your deductions, you can take the 2019 standard deduction listed below for your filing status.

Filing Status	Standard Deduction
Married filing jointly or Qualifying widow(er)	\$24,400*
Head of household	\$18,350*
Single or Married filing separately	\$12,200*

*To these amounts, add the additional amount shown next.

Additional amount for the elderly or the blind. An additional standard deduction amount of \$1,300 is allowed for a married individual (whether filing jointly or separately) or a qualifying widow(er) who is age 65

or older or blind in 2019 (\$2,600 if the individual is both age 65 or older and blind, \$5,200 if both spouses are age 65 or older and blind). An additional standard deduction amount of \$1,650 is allowed for an unmarried individual (single or head of household) who is age 65 or older or blind (\$3,300 if the individual is both age 65 or older and blind).

Note. If you were born before January 2, 1955, you are considered to be age 65 or older in 2019.

Lines 4 and 10

Include in the total on line 4 or line 10, whichever applies, any tax from Form 4972, Tax on Lump-Sum Distributions, and Form 8814, Parents' Election To Report Child's Interest and Dividends.

Also include any recapture of an education credit. You may owe this tax if you claimed an education credit in an earlier year and either tax-free educational assistance or a refund of qualified expenses was received in 2019 for the student. See Form 8863 for more details.

Lines 5 and 11

Include in the total on line 5 or line 11, whichever applies, any tax from Form 6251, Alternative Minimum Tax—Individuals.

The AMT exemption amount is:

- \$71,700 if single or head of household;
- \$111,700 if married filing jointly or a qualifying widow(er);
- \$55,850 if married filing separately.

Lines 6 and 12

Include in the total on line 6 or line 12, the excess advance premium tax credit repayment from line 29 of Form 8962. See the Instructions for Form 8962.

Disclosure, Privacy Act, and Paperwork Reduction Act Notice. We ask for the information on this form to carry out the Internal Revenue laws of the United States. Sections 6001, 6011, 6012(a), 6851, and their regulations require that you give us the information. We need it to ensure that you are complying with these laws and to allow us to figure and collect the right amount of tax. Section 6109 requires you to provide your identifying number on the return.

Generally, tax returns and return information are confidential, as required by section 6103. However, section 6103 allows or requires the Internal Revenue Service to disclose or give the information shown on your tax return to others as described in the Code. For example, we may disclose your tax information to the Department of Justice to enforce the tax laws, both civil and criminal, and to cities, states, the District of Columbia, U.S. commonwealths and possessions to carry out their tax laws. We may also disclose this information to other countries under a tax treaty, to federal and state agencies to enforce federal nontax

criminal laws, or to federal law enforcement and intelligence agencies to combat terrorism. If you do not provide the information requested, or provide false information, you may be subject to penalties.

You are not required to provide the information requested on a form that is subject to the Paperwork Reduction Act unless the form displays a valid OMB control number. Books or records relating to a form or its instructions must be retained as long as their contents may become material in the administration of any Internal Revenue law.

The average time and expenses required to complete and file this form will vary depending on individual circumstances. For the estimated time and expenses, see the Form 1040 instructions or your income tax return.

Comments. You can send us comments from [IRS.gov/FormComments](https://www.irs.gov/FormComments). You can write to the Internal Revenue Service, Tax Forms and Publications Division, 1111 Constitution Ave. NW, IR-6526, Washington, DC 20224. Do not send the tax form to this address. Instead, see [How To Get the Certificate](#), earlier.

2019 Tax Rate Schedules (Groups I and II)



Do not use these Tax Rate Schedules to figure your 2018 taxes. Use only to figure your 2019 taxes.

Schedule X—Single Taxpayers (Groups I and II)				Schedule Z—Head of Household (Group I only)			
If the amount on Schedule D, line 3 or 9, is:				If the amount on Schedule D, line 3, is:			
The tax is:		<i>of the amount over—</i>		The tax is:		<i>of the amount over—</i>	
<i>Over—</i>	<i>But not over—</i>			<i>Over—</i>	<i>But not over—</i>		
\$0	\$9,700	-----10.0%	\$0	\$0	\$13,850	----- 10.0%	\$0
9,700	39,475	\$970.00 + 12.0%	9,700	13,850	52,850	\$1,385.00 + 12.0%	13,850
39,475	84,200	4,543.00 + 22.0%	39,475	52,850	84,200	6,065.00 + 22.0%	52,850
84,200	160,725	14,382.50 + 24.0%	84,200	84,200	160,700	12,962.00 + 24.0%	84,200
160,725	204,100	32,748.50 + 32.0%	160,725	160,700	204,100	31,322.00 + 32.0%	160,700
204,100	510,300	46,628.50 + 35.0%	204,100	204,100	510,300	45,210.00 + 35.0%	204,100
510,300	-----	153,798.50 + 37.0%	510,300	510,300	-----	152,380.00 + 37.0%	510,300
Schedule Y—Married Filing Joint Return (Group I only) and Qualifying Widow or Widower (Groups I and II)				Schedule Y—Married Filing Separate Return (Groups I and II)			
If the amount on Schedule D, line 3 or 9, is:				If the amount on Schedule D, line 3 or 9, is:			
The tax is:		<i>of the amount over—</i>		The tax is:		<i>of the amount over—</i>	
<i>Over—</i>	<i>But not over—</i>			<i>Over—</i>	<i>But not over—</i>		
\$0	\$19,400	----- 10.0%	\$0	\$0	\$9,700	----- 10.0%	\$0
19,400	78,950	\$1,940.00 + 12.0%	19,400	9,700	39,475	\$970.00 + 12.0%	9,700
78,950	168,400	9,086.00 + 22.0%	78,950	39,475	84,200	4,543.00 + 22.0%	39,475
168,400	321,450	28,765.00 + 24.0%	168,400	84,200	160,725	14,382.50 + 24.0%	84,200
321,450	408,200	65,497.00 + 32.0%	321,450	160,725	204,100	32,748.50 + 32.0%	160,725
408,200	612,350	93,257.00 + 35.0%	408,200	204,100	306,175	46,628.50 + 35.0%	204,100
612,350	-----	164,709.50 + 37.0%	612,350	306,175	-----	82,354.75 + 37.0%	306,175