



Illinois Department of Revenue  
**2017 Form IL-1040**

Individual Income Tax Return

or for fiscal year ending \_\_\_/\_\_\_/\_\_\_

Over 80% of taxpayers file electronically. It is easy and you will get your refund faster. Visit [tax.illinois.gov](http://tax.illinois.gov).

**Step 1: Personal Information**

**A** Social Security numbers in the order they appear on your federal return. You must provide the entire Social Security number for you and your spouse. Do not provide a partial Social Security number.

\_\_\_\_\_-\_\_\_\_\_-\_\_\_\_\_-\_\_\_\_\_-\_\_\_\_\_-\_\_\_\_\_-  
 Your Social Security number

\_\_\_\_\_-\_\_\_\_\_-\_\_\_\_\_-\_\_\_\_\_-\_\_\_\_\_-\_\_\_\_\_-  
 Spouse's Social Security number

**B** Personal information

\_\_\_\_\_  
 Your first name and initial

\_\_\_\_\_  
 Your last name

\_\_\_\_\_  
 Spouse's first name and initial

\_\_\_\_\_  
 Spouse's last name

\_\_\_\_\_  
 Mailing address (See instructions if foreign address)

\_\_\_\_\_  
 Apartment number

\_\_\_\_\_  
 City

\_\_\_\_\_  
 State

\_\_\_\_\_  
 ZIP or Postal Code

\_\_\_\_\_  
 Foreign Nation, if not United States (do not abbreviate)

**C** Filing status (see instructions)

Single or head of household     Married filing jointly     Married filing separately     Widowed

<b>Step 2:</b> Income	<b>1</b> Federal adjusted gross income from your federal Form 1040, Line 37; 1040A, Line 21; or 1040EZ, Line 4	(Whole dollars only) <b>1</b> _____ .00
	<b>2</b> Federally tax-exempt interest and dividend income from your federal Form 1040 or 1040A, Line 8b; or federal Form 1040EZ	<b>2</b> _____ .00
	<b>3</b> Other additions. <b>Attach</b> Schedule M.	<b>3</b> _____ .00
	<b>4 Total income.</b> Add Lines 1 through 3.	<b>4</b> _____ .00

<b>Step 3:</b> Base Income	<b>5</b> Social Security benefits and certain retirement plan income received if included in Line 1. <b>Attach</b> Page 1 of federal return.	<b>5</b> _____ .00
	<b>6</b> Illinois Income Tax overpayment included in federal Form 1040, Line 10	<b>6</b> _____ .00
	<b>7</b> Other subtractions. <b>Attach</b> Schedule M. Check if Line 7 includes any amount from Schedule 1299-C. <input type="checkbox"/>	<b>7</b> _____ .00
	<b>8</b> Add Lines 5, 6, and 7. This is the total of your subtractions.	<b>8</b> _____ .00
	<b>9 Illinois base income.</b> Subtract Line 8 from Line 4.	<b>9</b> _____ .00

<b>Step 4:</b> Exemptions	<b>See instructions before completing Step 4.</b>	
	<b>10 a</b> Number of exemptions from your federal return	_____ <b>X</b> \$2,175 <b>a</b> _____ .00
	<b>b</b> If someone can claim you as a dependent, see instructions.	_____ <b>X</b> \$2,175 <b>b</b> _____ .00
	<b>c</b> Check if 65 or older: <input type="checkbox"/> You + <input type="checkbox"/> Spouse =	_____ <b>X</b> \$1,000 <b>c</b> _____ .00
	<b>d</b> Check if legally blind: <input type="checkbox"/> You + <input type="checkbox"/> Spouse =	_____ <b>X</b> \$1,000 <b>d</b> _____ .00
	<b>Exemption allowance.</b> Add Lines a through d.	<b>10</b> _____ .00

<b>Step 5:</b> Net Income	<b>11 Residents: Net income.</b> Subtract Line 10 from Line 9. <i>Skip</i> Line 12.	<b>11</b> _____ .00
	<b>12 Nonresidents and part-year residents:</b> Check the box that applies to you during 2017 <input type="checkbox"/> Nonresident <input type="checkbox"/> Part-year resident, and enter the <b>Illinois base income</b> from Schedule NR. <b>Attach</b> Schedule NR.	<b>12</b> _____ .00

<b>Step 6:</b> Tax	<b>13 Residents:</b> Multiply Line 11 by 4.3549% (.043549). Cannot be less than zero. <b>Nonresidents and part-year residents:</b> Enter the tax from Schedule NR. Check if you completed Schedule SA to calculate your income tax. <b>Attach</b> Schedule SA. <input type="checkbox"/>	<b>13</b> _____ .00
	<b>14</b> Recapture of investment tax credits. <b>Attach</b> Schedule 4255.	<b>14</b> _____ .00
	<b>15 Income tax.</b> Add Lines 13 and 14. Cannot be less than zero.	<b>15</b> _____ .00

<b>Step 7:</b> Tax After Non-refundable Credits	<b>16</b> Income tax paid to another state while an Illinois resident. <b>Attach</b> Schedule CR.	<b>16</b> _____ .00
	<b>17</b> Property tax and K-12 education expense credit amount from Schedule ICR. <b>Attach</b> Schedule ICR.	<b>17</b> _____ .00
	<b>18</b> Credit amount from Schedule 1299-C. <b>Attach</b> Schedule 1299-C.	<b>18</b> _____ .00
	<b>19</b> Add Lines 16, 17, and 18. This is the total of your credits. Cannot exceed the tax amount on Line 15.	<b>19</b> _____ .00
	<b>20 Tax after nonrefundable credits.</b> Subtract Line 19 from Line 15.	<b>20</b> _____ .00

Staple W-2 and 1099 forms here

Staple your check and IL-1040-V

This form is authorized as outlined under the Illinois Income Tax Act. Disclosure of this information is required. Failure to provide information could result in a penalty.



	21	Tax after nonrefundable credits from Page 1, Line 20	21	_____	.00
<b>Step 8:</b>	22	<b>Household employment tax.</b> See instructions.	22	_____	.00
<b>Other Taxes</b>	23	<b>Use tax on internet, mail order, or other out-of-state purchases</b> from UT Worksheet or UT Table in the instructions. <b>Do not</b> leave blank.	23	_____	.00
	24	Compassionate Use of Medical Cannabis Pilot Program Act Surcharge	24	_____	.00
	25	<b>Total Tax.</b> Add Lines 21, 22, 23, and 24.	25	_____	.00
<b>Step 9:</b>	26	Illinois Income Tax withheld. <b>Attach</b> all W-2 and 1099 forms.	26	_____	.00
<b>Payments and Refundable Credit</b>	27	Estimated payments from Forms IL-1040-ES and IL-505-I, including any overpayment applied from a prior year return	27	_____	.00
	28	Pass-through withholding payments. <b>Attach</b> Schedule K-1-P or K-1-T.	28	_____	.00
	29	Earned Income Credit from Schedule IL-EIC. <b>Attach</b> Schedule IL-EIC.	29	_____	.00
	30	<b>Total payments and refundable credit.</b> Add Lines 26 through 29.	30	_____	.00
<b>Step 10:</b>	31	If Line 30 is greater than Line 25, subtract Line 25 from Line 30.	31	_____	.00
<b>Total</b>	32	If Line 25 is greater than Line 30, subtract Line 30 from Line 25.	32	_____	.00
<b>Step 11:</b>	<b>Only complete Step 11 for late-payment penalty for underpayment of estimated tax or to make a voluntary charitable donation.</b>				
<b>Underpayment of Estimated Tax Penalty and Donations</b>	33	Late-payment penalty for underpayment of estimated tax	33	_____	.00
		a Check if at least two-thirds of your federal gross income is from farming.		<input type="checkbox"/>	
		b Check if you or your spouse are 65 or older and permanently living in a nursing home.		<input type="checkbox"/>	
		c Check if your income was not received evenly during the year and you annualized your income on Form IL-2210. <b>Attach</b> Form IL-2210.		<input type="checkbox"/>	
		d Check if you were not required to file an Illinois Individual Income Tax return in the previous tax year.		<input type="checkbox"/>	
	34	Voluntary charitable donations. <b>Attach</b> Schedule G.	34	_____	.00
	35	<b>Total penalty and donations.</b> Add Lines 33 and 34.	35	_____	.00
<b>Step 12:</b>	36	If you have an amount on Line 31 and this amount is greater than Line 35, subtract Line 35 from Line 31. This is your <b>overpayment</b> .	36	_____	.00
<b>Refund</b>	37	Amount from Line 36 you want <b>refunded to you</b> . Check <b>one</b> box on Line 38. See instructions.	37	_____	.00
	38	I choose to receive my refund by			
		a <input type="checkbox"/> <b>direct deposit</b> - Complete the information below if you check this box.			
		Routing number <input type="text"/>		<input type="checkbox"/> Checking or <input type="checkbox"/> Savings	
		Account number <input type="text"/>			
		b <input type="checkbox"/> <b>Illinois Individual Income Tax refund debit card</b>			
		c <input type="checkbox"/> <b>paper check</b>			
	39	Amount to be <b>credited forward</b> . Subtract Line 37 from Line 36. See instructions.	39	_____	.00
<b>Step 13:</b>	40	If you have an amount on Line 32, add Lines 32 and 35. <b>- or -</b> If you have an amount on Line 31 and this amount is less than Line 35, subtract Line 31 from Line 35. This is the <b>amount you owe</b> . See instructions.	40	_____	.00
<b>Amount You Owe</b>					

**Step 14:** If this is a joint return, both you and your spouse must sign below.  
Under penalties of perjury, I state that I have examined this return and, to the best of my knowledge, it is true, correct, and complete.

<b>Sign Here</b>					( )
	Your signature	Date (mm/dd/yyyy)	Spouse's signature	Date (mm/dd/yyyy)	Daytime phone number
<b>Paid Preparer Use Only</b>	Print/Type paid preparer's name		Paid preparer's signature		Date (mm/dd/yyyy)
	Firm's name		Firm's FEIN		<input type="checkbox"/> Check if self-employed
	Firm's address		Firm's phone		Paid Preparer's PTIN
<b>Third Party Designee</b>					( )
	Designee's name (please print)		Designee's phone number		<input type="checkbox"/> Check if the Department may discuss this return with the third party designee shown in this step.



# Illinois Department of Revenue 2017 Form IL-1040 Instructions

## What's New for 2017?

### Protecting Illinois Taxpayers

Our enhanced efforts to protect Illinois taxpayers from identity theft and tax fraud have proven to be highly successful. We will continue to combat the criminals attempting to steal your identity to file fraudulent tax returns while making every effort to get your tax refund to you as quickly as possible.

Please remember, filing your return electronically and requesting direct deposit is still the fastest way to receive your refund. You can file for [free](#) using MyTax Illinois, our online account management program for taxpayers. For more information, go to [mytax.illinois.gov](http://mytax.illinois.gov) or visit our website.

### Form IL-1040 Due Date

The due date for filing your 2017 Form IL-1040 and paying any tax you owe is extended to April 17, 2018. We are following the Internal Revenue Service (IRS) in extending the due date because of the Emancipation Day holiday being observed on April 16 in the District of Columbia.

### Income Tax Rate

Public Act 100-0022 increased the income tax rate during the 2017 tax year. The blended income tax rate for most taxpayers is 4.3549 percent (.043549). If you choose to calculate your tax using the specific accounting method, complete Schedule SA (IL-1040) and attach to your return. See the Schedule SA Instructions for details.

### Exemption Allowance

For tax years beginning on or after January 1, 2017, the standard exemption allowance may not be claimed in Step 4 if a taxpayer's federal adjusted gross income (AGI) on Line 1 exceeds \$500,000 for returns with a federal filing status of married filing jointly, or \$250,000 for all other returns.

### Earned Income Credit

The Illinois Earned Income Credit (EIC) is now reported on Schedule IL-EIC. For tax years beginning on or after January 1, 2017, and before January 1, 2018, the Illinois EIC percentage has increased from 10 percent to 14 percent of the federal EIC. If you claimed a federal EIC, you may now claim 14 percent of this credit on your Illinois return.

### K-12 Education Expense Credit

For tax years ending on or after December 31, 2017, the maximum amount of the K-12 Education Expense Credit has been increased to \$750 per family. The K-12 Education Expense Credit is not allowed if a taxpayer's federal AGI exceeds \$500,000 for returns with a federal filing status of married filing jointly, or \$250,000 for all other returns.

### Property Tax Credit

For tax years beginning on or after January 1, 2017, the Illinois Property Tax Credit is not allowed if a taxpayer's federal AGI exceeds \$500,000 for returns with a federal filing status of married filing jointly, or \$250,000 for all other returns.

### Instructional Materials and Supplies Credit

For tax years beginning on and after January 1, 2017, eligible educators may claim an Instructional Materials and Supplies Credit for qualified expenses paid during the tax year. See Schedule 1299-C, Income Tax Subtractions and Credits (for individuals), and the Schedule 1299-C Instructions for details.

### Natural Disaster Credit

Public Act 100-0555 provides for an income tax credit for taxpayers who received damage to qualified real property located in an Illinois state-declared disaster area as a result of flooding in 2017. See Informational Bulletin 2018-17 and the Schedule 1299-C Instructions for details.

### Voluntary Contributions

Public Act 100-0329 created two new income tax charitable funds for tax years ending on or after December 31, 2017. See Schedule G, Voluntary Charitable Donations, and the Schedule G Instructions for a description of each fund and how to donate.

### Schedule M

Schedule M, Other Additions and Subtractions for Individuals, includes a new addition for income attributable to domestic production activities.

### Schedule 1299-C

- The following credits have expired and have been removed from the 2017 Schedule 1299-C: the River Edge Redevelopment Zone Investment Credit, the River Edge Redevelopment Zone Remediation Credit, and the Veterans Job Credit. You may not claim these credits on the 2017 Schedule 1299-C.
- The River Edge Historic Preservation Credit has been extended to tax years ending prior to January 1, 2022. Only credits earned before January 1, 2018 will qualify for the five-year credit carry forward. Credit claimed on a return filed for a taxable year ending on or after December 31, 2018 cannot be carried forward.
- The Angel Investment Credit has been extended to tax years ending on or before December 31, 2021.
- The New Markets Credit has been extended to tax years ending on or before June 30, 2021.
- The Live Theater Production Tax Credit has been extended to tax years beginning prior to January 1, 2022.
- The Economic Development for a Growing Economy (EDGE) Tax Credit has been extended to tax years ending on or before June 30, 2022.
- The Hospital Credit has expired for tax years beginning on or after June 14, 2017. If your tax year begins on or after June 14, 2017, you cannot claim this credit on Schedule 1299-C. You may still claim any distributive share of this credit passed through to you on Schedule K-1-P by reporting it on Schedule 1299-C, Line 50.
- An "Other Credits which may be carried forward for five years" line has been added to Step 3, Section B, of the 2017 Schedule 1299-C. This line can be used to claim Illinois Income Tax credits which are on the Schedule 1299-C, but for which no specific line has been provided on the schedule. See the Specific Instructions in the Schedule 1299-C Instructions for details.

### Paid Preparer Information

For taxable years beginning on or after January 1, 2017, any tax preparer who is paid to prepare or assist in preparing an Illinois Individual Income Tax return must sign and date the return, provide a phone number, and enter their Preparer Tax Identification Number (PTIN) issued by the IRS. Step 14 on Form IL-1040 has been revised to enable paid preparers to provide this information.

# Tips To Speed Up The Processing Of Your Return

- File your return electronically! Visit [tax.illinois.gov](http://tax.illinois.gov) or see your tax professional.
- Enter your correct Social Security number (SSN) and name. If you are married, you must include your spouse's SSN and name, *even if you are filing separately*.
- If you received federally taxed Social Security benefits or qualified retirement income, you may be able to subtract it on Line 5. See the Line 5 Instructions for details.
- Attach your W-2 and 1099 forms to support the amount you claim as Illinois Income Tax withheld on Line 26.
- Enter the correct amount of estimated payments you made, including any overpayment applied from a prior year return. You may verify the amount using the estimated payment inquiry on our website.
- Include any required attachments (*e.g.*, Schedule M, Schedule ICR, Schedule IL-EIC, Schedule CR, page 1 of your federal return) with your Form IL-1040.
- If you are claiming a property tax credit, you must enter the county in which your property is located and the property number on Schedule ICR, Illinois Credits.
- If you enter an amount you want refunded to you on Line 37, you must check one box on Line 38 to indicate how you would like us to issue your refund. You may select direct deposit, refund debit card, or paper check.
- Review the entries you made on each line for accuracy and verify your calculations.
- Sign your return.

## Table of Contents

<b>General Information</b>	3 - 5
<b>Frequently Asked Questions</b>	
Who must file an Illinois tax return?	3 - 4
Who is an Illinois resident?	4
What is Illinois income?	4
How may I file?	4
When must I file?	4
Should I round?	4
Will I owe penalties and interest?	4 - 5
What if I cannot pay?	5
When must I file an amended return?	5
What if I have household employees?	5
What if I change my address?	5
What if I am in a civil union?	5
What if I am an injured spouse?	5
What if I participated in a potentially abusive tax avoidance transaction?	5
How do I file a decedent's return?	6
What is my filing status?	6
How do I pay household employment tax using Form IL-1040?	9
How do I pay use tax using Form IL-1040?	9 - 10
What are my refund options?	13
What are my payment options?	14
<b>Step-by-Step Instructions</b>	6 - 15
<b>Allocation Worksheet</b>	16
<b>Information and Assistance</b>	17 - 18

## Who must file an Illinois tax return?

If you were

- **an Illinois resident**, you must file Form IL-1040 if
  - you were required to file a federal income tax return, or
  - you were not required to file a federal income tax return, but your Illinois base income from Line 9 is greater than your Illinois exemption allowance.
- **an Illinois resident who worked in Iowa, Kentucky, Michigan, or Wisconsin**, you must file Form IL-1040 and include as Illinois income any compensation you received from an employer in these states. Compensation paid to Illinois residents working in these states is taxed by Illinois. Based on reciprocal agreements between Illinois and these states, these states do not tax the compensation of Illinois residents.

If your employer in any of these states withheld that state's tax from your compensation, you may file the correct form with that state to claim a refund. You may not use tax withheld by an employer for these states as a credit on your Illinois return.

- **a retired Illinois resident** who filed a federal return, you must file Form IL-1040. However, certain types of retirement income (*e.g.*, pension, Social Security, railroad retirement, governmental deferred compensation) may be subtracted from your Illinois income. For more information, see the instructions for Line 5 and Publication 120, Retirement Income.
- **a part-year resident**, you must file Form IL-1040 and Schedule NR, Nonresident and Part-Year Resident Computation of Illinois Tax, if
  - you earned income from any source while you were a resident,
  - you earned income from Illinois sources while you were not a resident, or
  - you want a refund of any Illinois Income Tax withheld.
- **a nonresident**, you must file Form IL-1040 and Schedule NR if
  - you earned enough taxable income from Illinois sources to have a tax liability (*i.e.*, your Illinois base income from Schedule NR, Step 5, Line 46, is greater than your Illinois exemption allowance on Schedule NR, Step 5, Line 50), or
  - you want a refund of any Illinois Income Tax withheld in error. You must attach a letter of explanation from your employer.

**Note** → If you are a nonresident and your only income in Illinois is from one or more partnerships, S corporations, or trusts that withheld enough Illinois Income Tax to pay your liability, you are not required to file a Form IL-1040.

- **an Iowa, Kentucky, Michigan, or Wisconsin resident who worked in Illinois**, you must file Form IL-1040 and Schedule NR if
  - you received income in Illinois from sources other than wages, salaries, tips, and commissions, or
  - you want a refund of any Illinois Income Tax withheld.

If you received wages, salaries, tips, and commissions from Illinois employers, you are not required to pay Illinois Income Tax on this income. This is based on reciprocal agreements between Illinois and these states.

The reciprocal agreements do not apply to any other income you might have received, such as Illinois lottery winnings and Illinois unemployment income.

- **an Illinois resident who was claimed as a dependent on your parents' or another person's return**, you must file Form IL-1040 if
  - your Illinois base income from Line 9 is greater than \$2,175, or
  - you want a refund of Illinois Income Tax withheld from your pay.

**Note** → If your parent reported your interest and dividend income through federal Form 8814, Parents' Election to Report Child's Interest and Dividends, do not count that income in determining if you must file your own Form IL-1040.

- **the surviving spouse or representative of a deceased taxpayer** who was required to file in Illinois, you must file any return required of that taxpayer.
- **a student**, you are not exempt from tax nor are there special residency provisions for you. However, income, such as certain scholarships or fellowships, that is not taxable under federal income tax law, is also not taxed by Illinois.
- **a nonresident alien**, you must file Form IL-1040 if your income is taxed under federal income tax law. You must attach a copy of your federal Form 1040NR, U.S. Nonresident Alien Income Tax Return, or federal Form 1040NR-EZ, U.S. Income Tax Return for Certain Nonresident Aliens With No Dependents.

# General Information

---

**Even if you are not required to file Form IL-1040**, you must file to get a refund of

- Illinois Income Tax withheld from your pay,
  - estimated tax payments you made, or
  - withholding on income passed through to you by a partnership, S Corporation, or trust.
- 

## Who is an Illinois resident?

You are an Illinois resident if you were domiciled in Illinois for the entire tax year. Your domicile is the place where you reside and the place where you intend to return after temporary absences. Temporary absences may include duty in the U.S. Armed Forces, residence in a foreign country, out-of-state residence as a student, or out-of-state residence during the winter or summer.

**Note** → If you filed a joint federal return and one spouse is an Illinois resident while the other spouse is a nonresident or a part-year resident, you may file separate Illinois returns. If you file a joint Illinois return, you will both be taxed as residents.

---

## What is Illinois income?

Your Illinois income includes the adjusted gross income (AGI) amount figured on your federal return, plus any additional income that must be added to your AGI. Some of your income may be subtracted when figuring your Illinois base income. For more information, see the Step-by-Step Instructions.

You should follow the federal law concerning passive activity income and losses. You are not allowed to refigure your federal passive activity losses.

Also, federal law will govern the taxation of income from community property sources in the case of spouses who file joint federal returns and who file separate Illinois returns.

---

## How may I file?

File your individual income tax return electronically by using

- MyTax Illinois, available on our website for **free**,
- a tax professional, or
- tax preparation software.

Almost all taxpayers can file electronically. Visit our website at [tax.illinois.gov](http://tax.illinois.gov) or see your tax professional. If you do not wish to file electronically, you may use the paper Form IL-1040.

---

## When must I file?

Your Illinois filing period is the same as your federal filing period. We will assume that you are filing your Form IL-1040 for calendar year 2017 unless you indicate a different filing period in the space provided at the top of the return. The due date for calendar year filers is April 17, 2018.

We grant an **automatic six-month extension** of time to file your return. If you receive a federal extension of more than six months, you are automatically allowed that extension for Illinois. These extensions **do not** grant you an extension of time to pay any tax you owe. If you determine that you will owe tax, you must use Form IL-505-1, Automatic Extension Payment for Individuals, to pay any tax you owe to avoid penalty and interest on tax not paid by April 17, 2018.

---

## Should I round?

You must round cents to whole dollars on Form IL-1040 and most schedules, as directed. To round you must

- drop amounts under 50 cents and
- increase amounts of 50 to 99 cents to the next dollar.

For example, \$1.49 becomes \$1 and \$2.50 becomes \$3.

If you have to add two or more amounts to figure the amount to enter on a line, include cents when adding the amounts and round only the total.

---

## Will I owe penalties and interest?

You will owe

- a **late-filing penalty** if you do not file a return that we can process by the extended due date.
- a **late-payment penalty** for tax not paid by the original due date of the return.
- a **late-payment penalty** for underpayment of estimated tax if you were required to make estimated tax payments and failed to pay the required amount by the payment due dates.
- a **bad check penalty** if your remittance is not honored by your financial institution.
- a **cost of collection fee** if you do not pay the amount you owe within 30 days of the date printed on any IDOR-2-BILL, Final Notice of Tax Due for Form IL-1040, Individual Income Tax Return, you receive.

- **a frivolous return penalty** if you file a return that does not contain information necessary to figure the correct tax or shows a substantially incorrect tax, because you are taking a frivolous position or are trying to delay or interfere with collection of the tax.
- **interest** on unpaid tax from the day after the original due date of your return through the date you pay the tax.

We will bill you for penalties and interest. For more information about penalties and interest, see Publication 103, Penalties and Interest for Illinois Taxes.

## What if I cannot pay?

If you cannot pay the tax you owe but you can complete your return on time, file your return by the due date without the payment. This will prevent a late-filing penalty from being assessed. You will, however, owe a late-payment penalty **and interest** on any tax you owe after the original due date, even if you have an extension of time to file.

You have the option to pay the amount you owe electronically by using our website or by credit card. See the instructions for Line 40.

## When must I file an amended return?

Do not file another Form IL-1040 to make changes to a previously filed Form IL-1040. You must file Form IL-1040-X, Amended Individual Income Tax Return, if

- you discover that you made an error on your Illinois return after it was filed, or
- your federal return has been adjusted either by the Internal Revenue Service (IRS) or on a federal Form 1040X, Amended U.S. Individual Income Tax Return, you filed; the change affects your Illinois income, additions, subtractions, exemptions, or credits; and the change is final.

**Note** → If the federal change results in a refund, **do not** file Form IL-1040-X until you receive notification that your change has been accepted by the IRS.

For more information, see Form IL-1040-X and Instructions.

## What if I have household employees?

You may use Form IL-1040 to pay your household employees' Illinois withholding. For more details on how to pay withholding for your employees, see the instructions for Line 22.

## What if I change my address?

If you change your address after you file, visit our website or call us to tell us your new address and the date you moved.

## What if I am in a civil union?

If you are in a civil union, you must file your Illinois return using the same filing status as on your federal return.

## What if I am an injured spouse?

If you are married and you filed a joint federal return with your spouse and you are an injured spouse (*e.g.*, your spouse owes a liability, for which you are not responsible, to a government agency), you may elect to file separate Illinois returns using the "married filing separately" filing status. You may make this election up until the extended due date of your return, and once the election is made, it is irrevocable for the tax year.

**Note** → If you file a joint Illinois return, we may take the entire refund to pay your spouse's liability.

## What if I participated in a potentially abusive tax avoidance transaction?

If you participated in a reportable transaction, including a "listed transaction," during this tax year and were required to disclose that to the IRS, you are also required to disclose that information to Illinois.

You must send us two copies of the form you used to disclose the transaction to the IRS. You must

- attach one copy to your tax return, **and**
- mail a second copy to the Illinois Department of Revenue, P.O. Box 19029, Springfield, Illinois 62794-9029.

**Note** → Employee benefit plans and other subtractions allowed on Form IL-1040, Lines 5 through 7, are not reportable transactions. For more information, contact the IRS or your tax professional.

## Step 1 Personal Information

### Line A

#### Social Security number

Enter your Social Security number (SSN) and your spouse's SSN, even if you are married filing separate returns.

**Note** → If you do not qualify for a SSN and were issued an Individual Taxpayer Identification Number (ITIN) by the IRS, enter your ITIN.

### Line B

#### Name and address

Print your full name and address. If you are married and filing a joint return, print both names as they appear on your federal return. If you are married and filing separate returns, print your full name and your spouse's full name.

#### Tip

#### Filing a decedent's return

When you are filing a joint return as a surviving spouse

- print your name and your spouse's name on the appropriate lines.
- write "deceased" and the date of death above your spouse's name.
- sign your name in the area provided for your signature, and write "filing as surviving spouse" in place of the decedent's signature.

If you, as the surviving spouse, are due a refund, the refund will be issued directly to you. You are not required to complete Form IL-1310, Statement of Person Claiming Refund Due a Deceased Taxpayer.

When you are filing a return on behalf of a single deceased taxpayer

- print the name of the taxpayer on the appropriate line.
- write "deceased" and the date of death above the decedent's name.
- write "in care of," and the executor's name and address.

A personal representative, such as an executor or administrator, must sign and date the return. The representative's title and telephone number must be provided.

#### Attach

If you are filing a return on behalf of a single deceased taxpayer and a refund is due, attach Form IL-1310, Statement of Person Claiming Refund Due a Deceased Taxpayer.

#### Tip

#### Foreign addresses

Enter your

- street address on the "Mailing address" line.
- apartment number, if applicable.
- city, province or state, and postal code on the "City, State, ZIP" lines in that order. Follow the country's practice for entering the postal code.
- country name on the "Foreign Nation" line. Do not abbreviate the country name.

### Line C

#### Filing status

In general, you should use the same filing status as on your federal return. However,

- if you file a joint federal return and you are an injured spouse (your spouse owes a liability, for which you are not responsible, to a government agency), you should file separate Illinois returns using the "married filing separately" filing status. Do not recalculate any items on your federal return. Instead, you must divide each item of income and deduction shown on your joint federal return between your separate Illinois returns following the Allocation Worksheet on Page 16.

You may choose to file separately as an injured spouse only until the extended due date of the return, and once you choose a filing status, the decision is irrevocable for the tax year.

**Note** → If you choose to file a joint Illinois return, we may take the entire refund to pay your spouse's liability.

- if you file a joint federal return and one spouse is a full-year Illinois resident while the other is a part-year resident or a nonresident (*e.g.*, military personnel), you may choose to file "married filing separately." Do not recalculate any items on your federal return. Instead, you must divide each item of income and deduction shown on your joint federal return between your separate Illinois returns following the Allocation Worksheet on Page 16.

If you choose to file a joint Illinois return, you must treat both your spouse and yourself as residents. This election is irrevocable for the tax year. You may be allowed a credit for income tax paid to another state on Schedule CR, Credit for Tax Paid to Other States. For more information, see the Schedule CR Instructions.

**Note** → If you are in a civil union, you must file your Illinois return using the same filing status as on your federal return.



## Step 2

### Income

#### Line 1

##### Adjusted gross income

Enter the adjusted gross income from your federal return. If you are not required to file a federal income tax return, use a federal Form 1040 as a worksheet to determine your adjusted gross income.



##### Net operating loss (NOL)

If you have a federal NOL this year, you may enter a negative amount on Line 1. However, you must reduce the amount you enter on your 2017 Form IL-1040, Line 1, by any NOL that you carry back to prior years.

If you deducted an NOL carryforward on your federal return for this year and some of that NOL remains available to carry forward to next year, the amount on Line 1 should be your federal adjusted gross income calculated without deducting the NOL carryforward, minus the amount of "Modified Taxable Income" on Line 9 of the federal Worksheet for NOL Carryover found in Table 1 of IRS Publication 536, Net Operating Losses (NOLs) for Individuals, Estates, and Trusts.

#### Line 2

##### Federally tax-exempt income

Enter the amount of federally tax-exempt interest and dividend income reported on federal Form 1040, U.S. Individual Income Tax Return, or federal Form 1040A, U.S. Individual Income Tax Return, Line 8b, or to the left of federal Form 1040EZ, Income Tax Return for Single and Joint Filers With No Dependents, Line 2.

**Note** → Your distributive share of federally tax-exempt interest and dividend income received from a partnership, S corporation, trust, or estate is added back on Schedule M, Line 2.

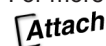
#### Line 3

##### Other additions

Complete Schedule M if you have any of the following items:

- your child's federally tax-exempt interest and dividend income as reported on federal Form 8814
- a distributive share of additions you received from a partnership, S corporation, trust, or estate
- Lloyd's plan of operation loss, if reported on your behalf on Form IL-1065, and included in your adjusted gross income
- earnings distributed from IRC Section 529 college savings and tuition programs if these earnings are not included in your adjusted gross income, Line 1
- an addition amount calculated on Form IL-4562, Special Depreciation
- business expense recapture (nonresidents only)
- recapture of deductions for contributions to Illinois college savings plans transferred to an out-of-state plan
- credit received on Schedule 1299-C for student-assistance contributions made as an employer on behalf of your employees
- deductions claimed in prior years for college savings plan contributions if you made a nonqualified withdrawal this tax year
- income attributable to domestic production activities
- any other amounts that you are required to add to your federal adjusted gross income

For more information, see the Schedule M Instructions.



Schedule M and any required supporting documents.

## Step 3

### Base Income

#### Line 5

##### Social Security benefits and certain retirement plans

Enter the amount of federally taxed Social Security and retirement income included in your adjusted gross income on Form IL-1040, Line 1 that you received from

- **qualified employee benefit plans** (including railroad retirement and 401(K) plans) reported on federal Form 1040, Line 16b, or Form 1040A, Line 12b.
- **Individual Retirement Accounts** or **self-employed retirement plans** reported on federal Form 1040, Line 15b, or Form 1040A, Line 11b.
- **Social Security and railroad retirement benefits** reported on federal Form 1040, Line 20b, or Form 1040A, Line 14b.
- **government retirement and government disability plans and group term life insurance premiums paid by a qualified retirement plan** reported as wages on your federal Form 1040 or 1040A, Line 7.
- **state or local government deferred compensation plans** reported on federal Form 1040, Line 7 or 16b, or Form 1040A, Line 7 or 12b.
- **certain capital gains on employer securities** reported on federal Form 1040, Line 13.
- **certain retirement payments made directly to retired partners** reported on federal Form 1040, Line 17.

**Note** → Your beneficiary share of payments from certain retirement plans and retirement payments to retired partners reported on [tax.illinois.gov](http://tax.illinois.gov)

Schedule K-1-T, Beneficiary's Share of Income and Deductions, should not be included on Line 5. For more information, see the Schedule M Instructions. See Publication 120 for detailed information about what retirement income you may subtract.



Federal Form 1040 or 1040A, Page 1, and any W-2 and 1099 forms. If your retirement income is not reported on your federal Form 1040, Lines 15b, 16b, and 20b, or Form 1040A, Lines 11b, 12b, and 14b, or shown on your W-2 and 1099 forms, see Publication 120 for a list of any additional required attachments.

#### Line 6

##### Illinois Income Tax overpayment

Enter the total amount of any **Illinois** Income Tax overpayment (including any amount that was credited to another tax liability) reported as income on your 2017 federal Form 1040, Line 10. Do not include other states' refunds on this line.



If you filed a federal Form 1040A or Form 1040EZ, you may not take this subtraction.

#### Line 7

##### Other subtractions

You may be entitled to subtract other items from your income. See the instructions for Schedule M to see if you are eligible for other subtractions.



Schedule M and any required supporting documents.

#### Line 9

##### Base income

**This line may not be less than zero.** If the result is a negative number, enter "zero."

## Lines 10-14

### Step 4 Exemptions

**Note** → If your federal filing status is married filing jointly and your federal AGI on Line 1 is greater than \$500,000, you are not entitled to an exemption allowance on Line 10. Enter “zero” on Line 10.

**Note** → If your federal filing status is single or head of household, married filing separately, or widowed and your federal AGI on Line 1 is greater than \$250,000, you are not entitled to an exemption allowance on Line 10. Enter “zero” on Line 10.

**Note** → **Fiscal filers with a tax year beginning on and after June 1, 2017** - The Illinois exemption allowance has decreased to \$2,000 for tax periods beginning on and after June 1, 2017.

#### Line 10

##### Illinois exemption allowance

##### Line 10a

If you filed

- federal Form 1040 or 1040A, your number of exemptions is found in box 6d of your federal return.
- federal Form 1040EZ, your number of exemptions is
  - **0** - if you are single and you checked the “You” box on Line 5 of your federal return, or if you are married filing jointly and you checked both the “You” and “Spouse” boxes on Line 5 of your federal return.
  - **1** - if you are single and did not check the “You” box on Line 5 of your federal return, or if you are married filing jointly and you checked only one box (either “You” or “Spouse”) on Line 5 of your federal return.
  - **2** - if you are married filing jointly and did not check either box on Line 5 of your federal return.
- federal Form 1040NR, your number of exemptions is found in box 7d of your federal return.
- federal Form 1040NR-EZ, your number of exemptions is **1**.

**Note** → If you did not file a federal return, use the federal Form 1040 as a worksheet, and enter the number of exemptions you would have claimed if you had filed one.

**Note** → If you are a fiscal filer with a tax year beginning on and after June 1, 2017, multiply the number of exemptions from your federal return by \$2,000, and enter the result on Line 10a.

##### Line 10b

If someone else can claim you as a dependent and your Illinois base income (Form IL-1040, Line 9, or Schedule NR, Line 46) is

- \$2,175 or less, your number of exemptions is **1**.
- greater than \$2,175, your number of exemptions is **0**

**Note** → If your Illinois base income is \$4,350 or less, you are married filing jointly, and both of you can be claimed as dependents on someone else’s return, your number of exemptions is **2**.

**Note** → If you are a fiscal filer with a tax year beginning on and after June 1, 2017, and someone else can claim you as a dependent and your Illinois base income (Form IL-1040, Line 9, or Schedule NR, Line 46) is

- \$2,000 or less, your number of exemptions is **1**.
- greater than \$2,000, your number of exemptions is **0**.

**Note** → If you are a fiscal filer with a tax year beginning on and after June 1, 2017, your Illinois base income is \$4,000 or less, you are married filing jointly, and both of you can be claimed as dependents on someone else’s return, your number of exemptions is **2**.

##### Line 10c

If you (or your spouse if married filing jointly) were 65 or older, check the appropriate box(es). Your number of exemptions is equal to the number of boxes checked.

##### Line 10d

If you (or your spouse if married filing jointly) were legally blind, check the appropriate box(es). Your number of exemptions is equal to the number of boxes checked.

### Step 5 Net Income

#### Line 11

##### Illinois residents only – Net income

**This line may not be less than zero.** If the result is a negative number, enter “zero.”

#### Line 12

##### Nonresidents and part-year residents only – Residency and Illinois income

First, check the box to identify whether you were a nonresident or a part-year resident of Illinois during 2017.

Next, complete Schedule NR. Enter the amount from Schedule NR, Line 46, on Line 12. **This line may not be less than zero.**

**Attach** Schedule NR.

### Step 6 Tax

#### Line 13

**Calendar year filers** - If you completed Schedule SA to calculate your income tax, enter the amount from your Schedule SA, Line 24, on Line 13. Attach Schedule SA to your return and check the box next to Line 13.

**Fiscal filers** - The income tax rate has changed for tax periods ending on or after July 1, 2017. If your tax year ends on or before May 31, 2018, you must use Schedule SA or the blended income tax rate to calculate your tax. See Schedule SA (IL-1040) Instructions and Informational Bulletin 2018-14 for more information. For tax years beginning on or after July 1, 2017, the income tax rate is 4.95 percent (.0495).

##### Tax amount

**Illinois residents:** Follow the instructions on the form.

**Nonresidents and part-year residents only:** Enter your tax from Schedule NR, Line 52.

**Attach** Schedule NR.

#### Line 14

##### Recapture of investment tax credits

If you claimed an investment credit in a previous year, and the property considered in the computation of that investment credit was disqualified within 48 months after being placed in service, you must complete Schedule 4255, Recapture of Investment Tax Credits, and enter the recapture amount on this line.

**Attach** Schedule 4255.

## Step 7 Tax After Nonrefundable Credits



**Form IL-1040, Line 16 + Line 17 + Line 18 cannot be greater than Line 15.**

### Line 16

#### Income tax paid to another state – Illinois residents and part-year residents only

If you were taxed by another state on income you received while you were an Illinois resident, you may be entitled to this credit. See the Schedule CR Instructions and Publication 111, Illinois Schedule CR for Individuals, to see if you are eligible to take this credit.

**Attach** Schedule CR, Pages 1 through 3.

### Line 17

#### Property tax and K-12 education expense credit

You may be entitled to credit for property tax and K-12 education expenses you paid. See the instructions for Schedule ICR to see if you are eligible for these credits.

**Note** If your federal filing status is married filing jointly and your federal AGI on Line 1 is greater than \$500,000, you are not entitled to a property tax credit or a K-12 education expense credit.

**Note** If your federal filing status is single or head of household, married filing separately, or widowed and your federal AGI on Line 1 is greater than \$250,000, you are not entitled to a property tax credit or a K-12 education expense credit.

**Attach** Schedule ICR and any required supporting documents.

### Line 18

#### Credit from Schedule 1299-C

You may be entitled to credits from Schedule 1299-C. See the instructions for Schedule 1299-C to determine if you are eligible for these credits.

**Attach** Schedule 1299-C and any required supporting documents.

## Step 8 Other Taxes

### Line 22

#### Household employment tax

Enter the amount of Illinois Income Tax you withheld from a household employee. You may no longer use Form UI-WIT to report Illinois Income Tax withheld from your household employee. See Publication 121, Illinois Income Tax Withholding for Household Employees, for details on how to figure the amount to withhold and report.

**Note** Do not report household employee withholding here if you have already reported or paid this amount using Form IL-941, Illinois Withholding Income Tax Return, or Form IL-501, Payment Coupon.

### Line 23

#### Use tax

Enter the amount of Illinois Use Tax you owe. Use the Use Tax (UT) Worksheet or Use Tax (UT) Table to determine your use tax. You **must** make an entry on Line 23 (enter “zero” if you are not paying use tax on Form IL-1040).

**Note** If you owe more than \$600 in use tax (\$1,200 for married filing jointly taxpayers), you must file Form ST-44, Illinois Use Tax Return.

**Note** You cannot change the amount of Illinois Use Tax you enter on Form IL-1040 by filing a Form IL-1040-X.

**Note** Do not report Illinois Use Tax here if you have already reported or paid this amount using Form ST-44.

#### What is Illinois Use Tax?

Illinois Use Tax is a form of sales tax that you, as the purchaser, owe on items that you buy for use in Illinois. If the seller does not collect this tax from you, you must pay the tax to the Illinois Department of Revenue (IDOR). The most common purchases on which the seller does not collect Illinois Use Tax are those made through the internet, from a mail order catalog, or when traveling outside Illinois.

#### When must I pay Illinois Use Tax to IDOR?

You must pay Illinois Use Tax to IDOR if

- the items you bought are taxable in Illinois,
- you used or consumed these items in Illinois, **and**
- when you purchased the items you **either**
  - did not pay any sales tax to the seller, **or**
  - paid sales tax at less than Illinois’ Use Tax rates of 6.25 percent for general merchandise and 1 percent for food and drugs.

For example, if you purchased

- a computer over the internet for use in Illinois and paid no sales tax, you owe 6.25 percent Illinois Use Tax.
- jewelry while vacationing in Georgia upon which you paid 4 percent sales tax and which you brought back to Illinois, you will owe Illinois Use Tax on the 2.25 percent difference in tax rates.
- cheese by mail order from a company in Wisconsin and paid no sales tax, you owe 1 percent Illinois Use Tax.

#### How do I determine the Illinois Use Tax I owe?

To determine the Illinois Use Tax you owe, check your records to see if you were charged tax on internet, mail order, or other out-of-state purchases and use the UT Worksheet to calculate your tax.

If your records are incomplete and you had

- major purchases, add the actual cost of your major purchases to the estimated cost of any other purchases you made during the year. Enter the total on Lines 1a or 2a of the UT Worksheet to calculate the use tax you owe.
- no major purchases, use the UT Table to help you estimate the use tax you owe.

Enter the Illinois Use Tax from the UT Worksheet or UT Table on Form IL-1040, Line 23.

**Note** If we find that you owe additional tax, we may assess the additional tax plus applicable penalties and interest. We conduct routine audits based on information received from third parties, including the U.S. Customs Service and other states.

# Line 23

## Use Tax (UT) Worksheet


Complete this worksheet to report and pay your use tax on Form IL-1040. If your annual use tax liability is over \$600 (\$1,200 if married filing jointly), you must file and pay your use tax with Form ST-44.

**Note** →

Do not include any

- items for which you paid sales tax in another state (but not in another country) of
  - 6.25% or more on Line 1a and
  - 1% or more on Line 2a.
- sales tax you paid in another state, on Line 4, for items not included in Lines 1a or 2a.

<p><b>1a</b> Enter the total cost of general merchandise you purchased to use in Illinois on which you did not pay the required amount of Illinois Use Tax.</p>	<p>1a _____ .00</p>
<p><b>1b</b> Multiply Line 1a by 6.25% (.0625). Round the result to whole dollars.</p>	<p>1b _____ .00</p>
<p><b>2a</b> Enter the total cost of qualifying food, non-prescription drugs, and medical appliances you purchased to use in Illinois on which you did not pay the required amount of Illinois Use Tax.</p>	<p>2a _____ .00</p>
<p><b>2b</b> Multiply Line 2a by 1% (.01). Round the result to whole dollars.</p>	<p>2b _____ .00</p>
<p><b>3</b> Add Lines 1b and 2b. <b>This is your use tax on purchases.</b></p>	<p>3 _____ .00</p>
<p><b>4</b> Enter the amount of sales tax you paid in another state (not in another country) on the items included on Lines 1a and 2a.</p>	<p>4 _____ .00</p>
<p><b>5</b> Subtract Line 4 from Line 3. <b>Enter the result here and on Form IL-1040, Line 23</b> (if the result is less than zero, enter "zero").</p>	<p>5 _____ .00</p>



**Note** →

Be sure to keep this worksheet with your income tax records. You must send us this information if we request it.

### Use Tax (UT) Table

If you had no major purchases and you do not have receipts to figure your purchases, use this table to estimate your annual Illinois Use Tax liability.

AGI (from Form IL-1040, Line 1)	Use Tax
\$0 - \$10,000	\$3
\$10,001 - \$20,000	\$9
\$20,001 - \$30,000	\$15
\$30,001 - \$40,000	\$21
\$40,001 - \$50,000	\$27
\$50,001 - \$75,000	\$38
\$75,001 - \$100,000	\$52
Above \$100,000	Multiply AGI by 0.06% (0.0006)

**Line 24**  
**Compassionate Use of Medical Cannabis Pilot Program Act Surcharge**

**Definitions**

**Organization registrant** means a corporation, partnership, trust, limited liability company (LLC), or other organization, that holds either a medical cannabis cultivation center registration issued by the Illinois Department of Agriculture or a medical cannabis dispensary registration issued by the Illinois Department of Financial and Professional Regulation.

**Transactions subject to the surcharge** means sales and exchanges of

- capital assets,
- depreciable business property,
- real property used in the trade or business, and
- Section 197 intangibles

of an organization registrant.

**What is the surcharge?**

For each taxable year beginning or ending during the Compassionate Use of Medical Cannabis Pilot Program, a surcharge is imposed on all taxpayers on income arising from the transactions subject to the surcharge of an organization registrant under the Compassionate Use of Medical Cannabis Pilot Program Act.

The amount of the surcharge is equal to the amount of federal income tax liability for the taxable year attributable to the transactions subject to the surcharge.

**To whom does the surcharge apply?**

The surcharge is imposed on any taxpayer who incurs a federal income tax liability on the income realized on a “transaction subject to the surcharge,” including individuals and other taxpayers who are not themselves the “organization registrant” that engaged in the transaction.

A line has been included on Schedule K-1-P, Partner’s or Shareholder’s Share of Income, Deductions, Credits, and Recapture, and Schedule K-1-T, Beneficiary’s Share of Income and Deductions, to identify the amount of federal income attributable to transactions subject to the surcharge that was passed through to you on federal Schedule K-1.

**How do I figure the surcharge?**

If the surcharge applies to you, complete the Compassionate Use of Medical Cannabis Pilot Program Act Surcharge Worksheet.

**Compassionate Use of Medical Cannabis Pilot Program Act Surcharge Worksheet**

<b>1</b>	Enter your federal income tax liability for the taxable year.	<b>1</b> _____
<b>2</b>	Enter your federal income tax liability for the taxable year computed as if transactions subject to the surcharge made in that year had not been made by the organization registrant.	<b>2</b> _____
<b>3</b>	Subtract Line 2 from Line 1. This is your Compassionate Use of Medical Cannabis Pilot Program Act Surcharge. Enter the result here and on Form IL-1040, Line 24.	<b>3</b> _____

**Step 9** **Payments and Refundable Credit**

**Line 26**  
**Illinois Income Tax withheld**

Enter the total Illinois Income Tax withheld in 2017 as shown on your W-2, Wage and Tax Statement, forms. This amount is generally found on your W-2 forms in Box 17, state income tax. Also include any Illinois Income Tax withheld as shown on your Form 1099-R, Distributions From Pensions, Annuities, Retirement or Profit-Sharing Plans, IRAs, Insurance Contracts, *etc.*; Form 1099-G, Certain Government Payments; Form 1099-MISC, Miscellaneous Income; Form 1099-INT, Interest Income; Form 1099-DIV, Dividends and Distributions; Form 1099-OID, Original Issue Discount; and Form W-2G, Certain Gambling Winnings.

**Attach** a copy of each W-2, 1099-R, 1099-G, 1099-MISC, 1099-INT, 1099-DIV, 1099-OID, and W-2G form.

**Line 27**  
**Estimated income tax payments**

Enter the total of any payments you made with

- Form IL-1040-ES, Estimated Income Tax Payments for Individuals;
- Form IL-505-I; and
- any overpayment applied to your 2017 estimated tax from a prior year return.

**Note** If you expect your yearly tax liability to be greater than \$500 after subtracting your withholding, pass-through withholding payments, and credits, you may be required to make estimated income tax payments. For more information, see Line 33 and the instructions for Form IL-2210, Computation of Penalties for Individuals.

**Line 28**  
**Pass-through withholding payments**

Enter the total of any pass-through withholding payments (income tax paid) made on your behalf by a partnership, S corporation, or trust and shown on Schedule K-1-P or Schedule K-1-T for this tax year.

**Attach** Schedule K-1-P or Schedule K-1-T.

**Line 29**  
**Earned Income Credit**

If you qualified for a federal Earned Income Credit (EIC), you also qualify for the Illinois Earned Income Credit.

Complete Schedule IL-EIC to determine the amount of your credit.

**Attach** Schedule IL-EIC.

**Line 30**  
**Total payments and refundable credit**

Add Lines 26, 27, 28, and 29, and enter the total on Line 30.

## Lines 33-34

### Step 11 Underpayment of Estimated Tax Penalty and Donations

**Note** → Only complete this step for late-payment penalty for underpayment of estimated tax or to make a voluntary charitable donation.

#### Line 33 Late-payment penalty for underpayment of estimated tax

If you

- have a tax liability greater than \$500 after subtracting your withholding, pass-through withholding payments, and credits, or
- were required to make estimated tax payments and failed to pay the required amount by the payment due dates, you may owe a late-payment penalty for underpayment of estimated tax. See Form IL-2210 for details.

**Note** → If you are 65 years of age or older and you permanently live in a nursing home, or if at least two-thirds of your federal gross income is from farming, you are not required to make estimated tax payments and are not subject to a late-payment penalty for underpayment of estimated tax.

**Note** → You do not owe a late-payment penalty for underpayment of estimated tax if you were not required to file a Form IL-1040 last year.

**Note** → If you owe this penalty, you should consider increasing your withholding or the amount of your estimated tax payments. For more information, see the Form IL-1040-ES Instructions and Form IL-W-4, Employee's Illinois Withholding Allowance Certificate.

#### Tip Let us figure your penalty and bill you

Figuring your own penalty can be difficult. We encourage you to file your Form IL-1040 and pay the tax you owe without including any penalty. If you owe this penalty, we will figure the amount and bill you.

**Note** → If you annualized your income, you must complete Form IL-2210. See the instructions for Line 33c.

#### Line 33a Farmers

Check the box if at least two-thirds of your total federal gross income came from farming. Total federal gross income includes your spouse's income if your filing status is "married filing jointly."

#### Tip Federal gross income from farming

"Federal gross income from farming" is the amount of income you received from your participation in the production of crops, fruits, fish, livestock (used for draft, breeding, or dairy purposes), or other agricultural products. This includes income from the operation of a stock, dairy, poultry, fruit, or truck farm, plantation, ranch, nursery, range, or orchard – regardless of whether the operation is organized as a sole proprietorship, a partnership, an S corporation, or a trust. "Federal gross income from farming" also includes a share of crops produced in exchange for the use of the land. See IRS Publication 225, Farmer's Tax Guide.

"Federal gross income from farming" does not include payments from the sale of farm land and farm equipment, nor does it include income received by a custom grain harvester who performs grain harvesting and hauling services on farms he or she does not own, rent, or lease. It also does not include the wages of a farm employee or cash rent.

#### Line 33b Nursing home residents

Check the box if you or your spouse are 65 years of age or older and permanently living in a nursing home.

#### Line 33c Annualized income

Check the box if you annualized your income on Form IL-2210, Step 6.

**Attach** Form IL-2210.

#### Line 33d Previous year Form IL-1040 not required

Check the box if you were not required to file a Form IL-1040 in the previous tax year.

#### Line 34



#### Donations

You may contribute to one or more charitable contribution funds. Contributions to the funds may be in any amount of \$1 or more and will decrease your refund or increase your balance due.

**Note** → You cannot change your contributions to these funds on an amended return.

**Attach** Schedule G.

## Step 12 Refund

### Line 37 Refund

We will not refund any amount less than \$1. We also will reduce any overpayment by the amount of any outstanding tax, penalties, and interest you owe and by amounts you owe to other agencies or governments, if those debts have been certified to us.

### Line 38

#### Choose your refund method

Check the box next to the method by which you would like to receive your refund. You may only check **one** box.

**Note** → If this is the first year you are filing a Form IL-1040, your refund will be issued as a paper check.

#### Direct Deposit

If you use direct deposit, you will get your refund faster. You must enter your routing number, account number, and select either checking or savings.

#### Tip Direct deposit into checking or savings

If you choose to deposit your refund directly into your checking or savings account, you must

- enter your routing number.
  - For a checking account, your routing number must be nine digits and the first two digits must be 01 through 12 or 21 through 32.
 

The sample check below has an example of a routing number.
  - For a savings account, you must contact your financial institution for your routing number.
- check the appropriate box to indicate that you want your refund deposited into your checking or savings account.
- enter your account number.
  - For a checking account, your account number may be up to 17 digits.
 

The sample check below has an example of an account number.
  - For a savings account, you must contact your financial institution for your account number.

Do not take your account and routing numbers from your checking or savings account deposit slip or include your check number. Include hyphens, but omit spaces and special symbols. You may have unused boxes.

Individual Taxpayer  
1234 Square  
Lincoln Land, IL 12345

Date \_\_\_\_\_ 9876

PAY TO THE ORDER OF \_\_\_\_\_ \$ \_\_\_\_\_ DOLLARS

The Land Bank  
Land IL 12345

Memo  
123456789

Routing number: 9101112131415

Account number: 9876

Do not include your check number

**Note** → Some financial institutions may not allow a refund to be deposited into an account if the names on the account are not the same names that appear on the refund. If your financial institution does not honor your request for direct deposit, we will send you a check instead.

**Note** → We do not support international ACH transactions. We will only deposit refunds into accounts located within the United States. If your financial institution is located outside the United States, we will send you a check instead of depositing your refund into your account.

#### Tip Direct deposit into "Bright Start" or Bright Directions

If you choose to deposit your refund into your "Bright Start" or "Bright Directions" College Savings Pool account, follow the instructions below.

For "Bright Start" you must,

- enter "101000695" as the routing number.
- check the "Savings" box.
- enter "1111514" plus your ten digit "Bright Start" account number.

For "Bright Directions" you must,

- enter "104910795" as the routing number.
- check the "Savings" box.
- enter "529" plus your nine digit "Bright Directions" account number.

### Illinois Individual Income Tax Refund Debit Card

If you choose to receive your refund on a debit card, your debit card will be mailed to the address entered on your return. If you file a married filing jointly return, you and your spouse will both receive a debit card.

**Note** → Debit cards will only be mailed to addresses within the United States, the District of Columbia, American Samoa, the Federated States of Micronesia, Guam, the Northern Mariana Islands, Puerto Rico, the Virgin Islands, or the United States Armed Forces (AA, AE, or AP).

**Note** → If you do not have a bank account, a refund debit card may allow you to avoid any check cashing fees associated with a paper check.

### Paper Check

If you choose to receive a paper check, your check will be mailed to the address entered on your return.

### Line 39

#### Amount of overpayment to be credited forward

Subtract Line 37 from Line 36. This is the amount of overpayment you elect to be applied against your estimated tax obligation.

**Note** → We will reduce any credit to your estimated tax by the amount of any outstanding tax, penalties, and interest you owe. If your credit is reduced, you may owe a late-payment penalty for underpayment of estimated tax. For more information, see Form IL-1040-ES.

## Lines 39-40

### To which tax period will my credit apply?

We will apply your credit to the tax period for which estimated payments currently are due based on the date you file this 2017 return.

**Example 1:** You file your 2017 calendar year return on October 6, 2018, which is before the last estimated tax due date for 2018 (January 15, 2019, for calendar year filers). You request your \$500 overpayment be applied against your estimated tax. We will apply \$500 to your 2018 estimated tax.

**Example 2:** You file your 2017 calendar year return on February 3, 2019, which is after the last estimated tax due date for 2018 (January 15, 2019, for calendar year filers). You request your \$500 overpayment be applied against your estimated tax. We will apply \$500 to your 2019 estimated tax.

### With what date will my credit apply against my estimated tax?

If your 2017 return was filed

- on or before the extended due date of your return (October 15, 2018, for calendar year filers), your credit is considered to be paid on the original due date of your 2017 return (April 17, 2018, for calendar year filers).

**Example 1:** You file your 2017 calendar year return on or before the extended due date of your return requesting \$500 be applied against estimated tax. All of your payments are made before the original due date of your return. Your credit of \$500 will be considered to be paid on April 17, 2018.

However, if all or a portion of your overpayment results from payments made after the original due date of your 2017 return, that portion of your credit is considered to be paid on the date you made the payment.

**Example 2:** You file your 2017 calendar year return on or before the extended due date of your return requesting \$500 be applied against estimated tax. Your overpayment includes payments of \$400 you made before the original due date of your return, and a \$100 payment you made on June 1, 2018. Your credit of \$400 will be considered to be paid on April 17, 2018. The remaining \$100 credit will be considered to be paid on June 1, 2018.

- after the extended due date of your return, your credit is considered to be paid on the date you filed the return on which you made the election.

**Example 3:** You file your 2017 calendar year return on December 1, 2018, requesting \$500 be applied against estimated tax. Your credit of \$500 will be considered to be paid on December 1, 2018, because you filed your return after the extended due date of your 2017 calendar year return.

### May I apply my credit to a different tax period?

Yes. If you wish to apply your credit to a tax period other than the one described above, you must submit a separate request in writing to:

**ILLINOIS DEPARTMENT OF REVENUE**  
**PO BOX 19023**  
**SPRINGFIELD IL 62794-9023**

**Note** → You must submit your request to the address above at the time you file your return.

Your request must include

- your name,
- your SSN,
- the tax period of the return creating the overpayment, and
- the tax period you wish to have the credit apply.

If your request does not contain this information, your election will be considered invalid and we will not apply your credit as you requested. If you submit a valid request, we will apply your credit as you requested and notify you. Once made, your election to change the tax period to which your credit will apply is irrevocable.

**Note** → You may only apply your credit to tax periods occurring after the period of the return creating the overpayment. If you request to apply more credit than our records show you have available, we will apply the maximum amount available and notify you of the difference.

## Step 13 Amount You Owe

### Line 40

#### Amount you owe

If you owe less than \$1, you do not have to pay, but you still must file your tax return.

**Your tax payment is due on or before April 17, 2018.**



#### Payment options

You may pay by

- **electronic payment.** To have your payment electronically taken from your checking or savings account,
  - visit our website at [tax.illinois.gov](http://tax.illinois.gov), or
  - ask your tax professional.

You need the same information that is required for direct deposit (see the instructions for Line 38) plus your IL-PIN (Illinois Personal Identification Number).

**Warning:** Many credit unions will not allow an electronic debit from a savings account. Please check with your financial institution.

**Note** → We do not support international ACH transactions. We will only debit your account if your financial institution is located within the United States. If your financial institution is located outside the United States, you must choose another payment option.

- **credit card.** Use your MasterCard, Discover, American Express, or Visa. The credit card service provider will assess a convenience fee. Have your credit card ready and visit our website, or call one of the following:
  - **Official Payments Corporation** at 1 800 2PAYTAX (1 800 272-9829). You will need a Jurisdiction Code, which is 2300.
  - **Value Payments Systems** at 1 888 9-PAY-ILS (1 888 972-9457).
  - **FIS** at 1 877 57-TAXES (1 877 578-2937).
- **check or money order.** Make the check or money order payable to **"Illinois Department of Revenue"** (not IRS). Write the taxpayer's Social Security number, the spouse's Social Security number if filing jointly, and the tax year in the lower left corner of the payment.  
Payments must be U.S. negotiable currency, expressed in U.S. dollars, and drawn on a U.S. bank.



Staple your check or money order and Form IL-1040-V, Payment Voucher for Individual Income Tax, to the front of your paper Form IL-1040.



---

---

**Tip****Late filing or late payment**

If you do not file or pay your tax on time, you may owe penalties and interest. We will send you a bill.

If you prefer to figure the penalties yourself, complete Form IL-2210.

**Step 14****Sign and Date  
Paid Preparer  
Third Party Designee****Sign and date**

You, and your spouse if filing jointly, must sign and date your return. If you are filing for a minor as a parent or guardian, you must sign and date the return.

**If you do not sign** your return,

- it will be considered not filed and you may be subject to a nonfiler penalty.
- and three years have passed since the extended due date of that return, any overpayment will be forfeited.

**Attach** Staple all required copies of forms and schedules, powers of attorney, and letters of estate or office to the tax return.

**Paid preparer**

If you pay someone to prepare your return, the paid preparer must also sign and date your return, provide a phone number, and enter their Preparer Tax Identification Number (PTIN) issued by the IRS. Check the box if the paid preparer is self-employed. If the paid preparer is employed with a professional tax preparation firm, the paid preparer also must provide the name, the Federal Employer Identification Number (FEIN), the address, and phone number of the firm.

**Third party designee (optional)**

If you want to allow another person to discuss this return and any previous return that affects the liability reported on this return with us, check the box and print the designee's name and telephone number. The authorization will allow your designee to answer any questions that arise during the processing of your return, call us with questions about your return, and receive or respond to notices we send. You may revoke the authorization at any time by calling or writing us.

**Mailing your income tax return**

If **no payment** is enclosed, mail your return to:

ILLINOIS DEPARTMENT OF REVENUE  
SPRINGFIELD IL 62719-0001

If a **payment** is enclosed, mail your return to:

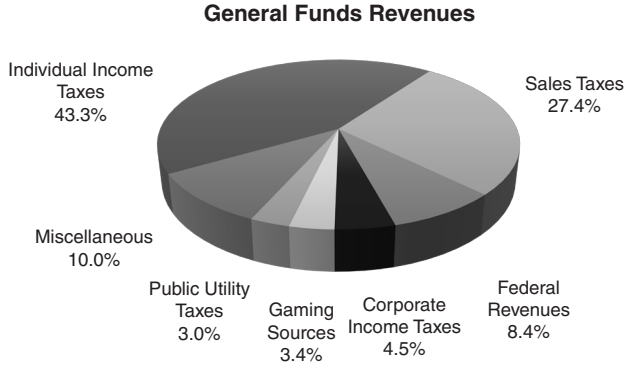
ILLINOIS DEPARTMENT OF REVENUE  
SPRINGFIELD IL 62726-0001





STATE OF ILLINOIS  
 COMPTROLLER  
 SUSANA A. MENDOZA

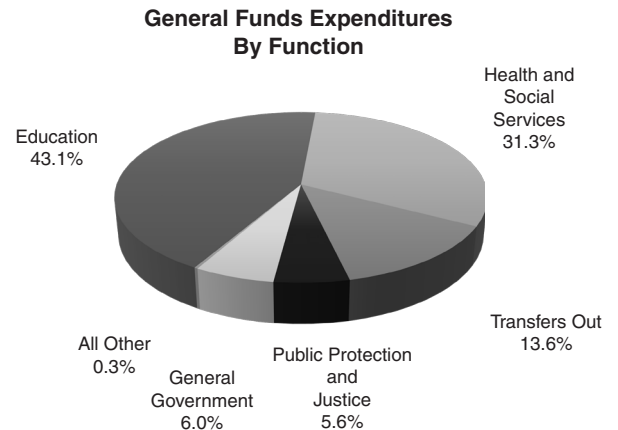
## Where the Fiscal Year 2017 Dollar Came From



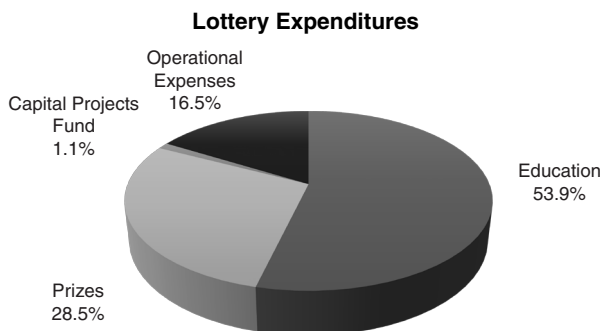
General Funds revenues totaled \$29.405 billion in fiscal year 2017. The largest source of revenue to the General Funds was the personal income tax with receipts of \$12.737 billion accounting for 43.3% of the total. Sales taxes were the second largest source of revenue with \$8.043 billion or 27.4% of the total. Other major sources included federal revenues of \$2.483 billion (8.4%), corporate income taxes of \$1.328 billion (4.5%), lottery and riverboat transfers of \$990 million (3.4%), and public utility taxes of \$884 million (3.0%). All other sources of revenue, including insurance, cigarette, inheritance, liquor, and other miscellaneous sources totaled \$2.940 billion for fiscal year 2017 and accounted for 10.0% of total revenues.

## How the Fiscal Year 2017 Dollar Was Spent

In fiscal year 2017, expenditures from the General Funds totaled \$34.057 billion, which was \$4.652 billion more than revenues received for the fiscal year. Education encompassed the largest portion (43.1%) of the General Funds budget with fiscal year 2017 spending of \$14.679 billion, including \$11.320 billion for elementary and secondary education (includes teacher retirement contributions) and \$3.359 billion for higher education (includes retirement contributions). Health and Social Services expenditures, which include spending for medical assistance, children and family services, the operation of mental health and developmentally disabled facilities and other related services, totaled \$10.676 billion in fiscal year 2017 accounting for 31.3% of total General Funds expenditures. Transfers-out of \$4.636 billion from the General Funds primarily supported local governments and debt service payments on bonds issued. Spending for Public Protection and Justice of \$1.921 billion included funding for the operation of prisons, courts, and law enforcement. Other areas of spending included General Government (\$2.058 billion) and \$90 million for environmental assistance and employment and economic development.



## How the Fiscal Year 2017 Lottery Dollar Was Spent



According to the records of the State Comptroller, Illinois lottery revenues deposited into the State Treasury totaled \$1.341 billion in fiscal year 2017. Of this total, \$1.338 billion was deposited into the State Lottery Fund, while \$2.9 million from special instant games was deposited into five separate funds. Total Illinois State Lottery Fund expenditures of \$1.337 billion in fiscal year 2017 included \$720 million (53.9%) in transfers to the Common School Fund for education, \$382 million (28.5%) for prizes, \$15 million (1.1%) in transfers to the Capital Projects Fund and \$220 million (16.5%) for operational expenses of the lottery. The largest component of operational expenditures was \$101 million for expenses of developing and promoting lottery games.

For more information on how your money is being spent, call 217 782-6000 or 312 814-2451, or visit [illinoiscomptroller.gov](http://illinoiscomptroller.gov).

## For Tax Assistance



→ Visit our website for faster, easier service - 24 hours a day, 7 days a week.

- Learn about our electronic filing and payment options and get your IL-PIN
- Get your 1099-G amount
- Check your estimated payments
- Check your refund status
- Get information about a notice or a bill
- Get answers to frequently asked questions
- Find a tax professional in your area
- Change your address
- Get information about Illinois Use Tax and Illinois Cigarette Use Tax you may owe

### Phone — Call 1 800 732-8866 or 217 782-3336

- to speak with our staff . . . **Business hours:** 8:00 a.m. to 5:00 p.m. Monday through Friday  
**Extended telephone hours for the 2017 filing season:**  
April 16, 2018 8:00 a.m. - 7:00 p.m.  
April 17, 2018 7:30 a.m. - 7:00 p.m.
- for automated tax assistance . . . **24 hours a day, 7 days a week**

The number for our TDD (telecommunications device for the deaf) is **1 800 544-5304**.

### Walk-in —

Business hours for the Springfield office are 8:00 a.m. to 5:00 p.m. Monday through Friday.

**Springfield, IL** — Willard Ice Building — 1 800 732-8866 or 217 782-3336  
101 West Jefferson Street — 62702

Business hours for the following are 8:30 a.m. to 5:00 p.m. Monday through Friday.

**Chicago** — James R. Thompson Center — 1 800 732-8866  
100 West Randolph Street — Concourse Level — 60601

**Des Plaines** — Maine North Regional Building — 847 294-4200  
9511 West Harrison Street — 60016

**Fairview Heights** — 618 624-6773  
15 Executive Drive — Suite 2 — 62208

**Marion** — 618 993-7650  
2309 West Main Street — Suite 114 — 62959

**Rockford** — 815 987-5210  
200 South Wyman Street — 61101

## For Forms, Instructions, and Publications

- Visit our website at [tax.illinois.gov](http://tax.illinois.gov).
- Write to Illinois Department of Revenue, P.O. Box 19010, Springfield, Illinois 62794-9010.
- During the filing season, Illinois forms are available at most libraries and at any taxpayer assistance office.

## Other Assistance

- **For federal tax information** — Call the IRS at **1 800 829-1040** or visit their website at [www.irs.gov](http://www.irs.gov).
- **For other free tax help for low-income and senior taxpayers** — Visit a free tax preparation assistance location. To locate a site near you, visit our website, call us, or, if you live in Chicago, call **311**.